

Shower set without hand shower - Dark Chrome

SERIES SPECIFIC

26 413 980



- slide bar
- Pipe diameter 18 mm
- rosette 60 x 60 mm
- gauge 800 mm
- metal shower hose 1750mm with integrated anti-twist protection
- shower hose connector 3/8"
- WRAS

This article does not include a hand shower!

| | | |
|---|-------------------------------|---------------|
|  | Dark Chrome | 26 413 980-19 |
|  | Chrome | 26 413 980-00 |
|  | Brushed Platinum | 26 413 980-06 |
|  | Platinum | 26 413 980-08 |
|  | Brushed Light Gold | 26 413 980-27 |
|  | Brushed Durabrass (23kt Gold) | 26 413 980-28 |
|  | Matte Black | 26 413 980-33 |
|  | Brushed Champagne (22kt Gold) | 26 413 980-46 |
|  | Champagne (22kt Gold) | 26 413 980-47 |
|  | Brushed Chrome | 26 413 980-93 |
|  | Brushed Dark Platinum | 26 413 980-99 |

Shower set without hand shower - Dark Chrome

SERIES SPECIFIC

26 413 980

Recommended miscellaneous

| | | |
|---|--|---------------|
|  | Concealed wall elbow - • max. recess depth 163 mm • min. recess depth 90 mm | 35 085 970 90 |
|---|--|---------------|

Required miscellaneous

| | | |
|---|----------------------------------|---------------|
|  | Hand shower - Dark Chrome | 28 017 979-19 |
|---|----------------------------------|---------------|


Required miscellaneous

| | | |
|---|----------------------------------|---------------|
|  | Hand shower - Dark Chrome | 28 016 979-19 |
|---|----------------------------------|---------------|

Required miscellaneous

| | | |
|---|----------------------------------|---------------|
|  | Hand shower - Dark Chrome | 28 012 979-19 |
|---|----------------------------------|---------------|

Required miscellaneous

| | | |
|---|---|--------------------|
|  | Hand shower FlowReduce - Dark Chrome | 28 018 979-19 0010 |
|---|---|--------------------|

Required miscellaneous

| | | |
|---|--|--------------------|
|  | SERIES-VARIOUS Hand shower FlowReduce - Dark Chrome | 28 029 979-19 0010 |
|---|--|--------------------|

Required miscellaneous

| | | |
|---|--|--------------------|
|  | SERIES-VARIOUS Hand shower FlowReduce - Dark Chrome | 28 025 979-19 0010 |
|---|--|--------------------|


Recommended miscellaneous

| | | |
|---|---------------------------------|---------------|
|  | Wall elbow - Dark Chrome | 28 450 980-19 |
|---|---------------------------------|---------------|


Required miscellaneous

| | | |
|---|----------------------------------|---------------|
|  | Hand shower - Dark Chrome | 28 018 979-19 |
|---|----------------------------------|---------------|

Required miscellaneous

| | | |
|---|---|--------------------|
|  | Hand shower FlowReduce - Dark Chrome | 28 016 979-19 0010 |
|---|---|--------------------|

Required miscellaneous

| | | |
|---|---|--------------------|
|  | Hand shower FlowReduce - Dark Chrome | 28 012 979-19 0010 |
|---|---|--------------------|

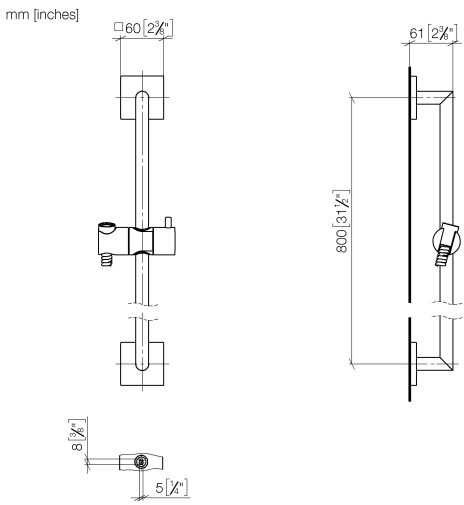
Required miscellaneous

| | | |
|---|---|---------------|
|  | SERIES-VARIOUS Hand shower - Dark Chrome | 28 029 979-19 |
|---|---|---------------|

Required miscellaneous

| | | |
|---|--|--------------------|
|  | SERIES-VARIOUS Hand shower FlowReduce - Dark Chrome | 28 027 979-19 0010 |
|---|--|--------------------|

26 413 980



Codes & Standards

ASME A112.18.1 cUPC

Certificates and sustainability

IAPMO_4976

26 413 980

