

MADISON Showerpipe with shower mixer without hand shower - Brushed Platinum

MADISON

26 632 360



Rain shower:

- rain shower Ø 200 mm
- overhead shower: rain flow
- max. rainshower flow 14 l/min
- Function from: 8 l/min

hand shower:

Control element:

- rotary diverter for fixed-riser shower/hand shower
- metal shower hose 1250mm with integrated anti-twist protection

Technical data:







- shower with fixed riser projection 420mm
- height of fittings up to rain shower (bottom edge) 1009mm
- height of fittings up to top edge of elbow 1180mm
- rosette for wall mounting Ø 70mm
- rosette for shower mixer Ø 60mm
- rosette for shower holder Ø 66mm
- Pipe diameter 20 mm
- gauge 150 mm - 13 mm
- 1/2" connection

Notes:

- This product can help a building meet the requirements of Green Building Rating Systems, e.g. LEED®, BREEAM®, DGNB

This article does not include a hand shower!

Intrinsic protection against back flow.

	Brushed Platinum	26 632 360-06
	Chrome	26 632 360-00
	Platinum	26 632 360-08
	Durabrand (23kt Gold)	26 632 360-09
	Brushed Durabrand (23kt Gold)	26 632 360-28
	Brushed Dark Platinum	26 632 360-99

Required miscellaneous



MADISON Hand shower - Brushed Platinum 28 002 978-06
 • spray head Ø 95mm
 • Hand shower see page {PAGE}
 • Three settings: COMPACT RAIN, COMPACT SOFT FLOW, COMPACT AQUAPRESSURE FLOW, max. flow rate l/min (at 3 bar)

Required miscellaneous



MADISON Metal hand shower with porcelain insert (white) 28 002 970-06
FlowReduce - Brushed Platinum 0010

Required miscellaneous



MADISON Hand shower FlowReduce - Brushed Platinum 28 002 978-06
FlowReduce - Brushed Platinum 0010
 • spray head Ø 95mm
 • Hand shower see page {PAGE}
 • Three settings: COMPACT RAIN, COMPACT SOFT FLOW, COMPACT AQUAPRESSURE FLOW, max. flow rate l/min (at 3 bar)

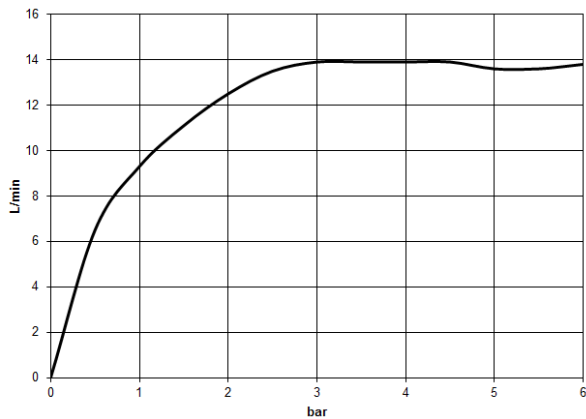
MADISON Showerpipe with shower mixer without hand shower - Brushed Platinum

MADISON

26 632 360
mm [inches]



Flow rate chart



Codes & Standards

DIN 4109

EN 1717

ISO 3822

Scottish Water
Byelaws

UK Water Supply
Regulations

Ü-Zeichen



MADISON Showerpipe with shower mixer without hand shower - Brushed
Platinum

MADISON

26 632 360

Certificates and sustainability

Belgaqua_21-023-2 LGA_29

WRAS_2204

MADISON Showerpipe with shower mixer without hand shower - Brushed Platinum

MADISON

26 632 360

Parts for other
finishes can be found
here: [Chrome](#)



Spare parts list

No.	Item Number	Name	Quantity used	Delivery time
5	90 28 22 096 00-06	pipe	1.00	10
2	04 28 22 101 20-06	spout	1.00	10
7	28 104 970-06	Metal shower hose 1/2" x 1/2" x 1250 mm - Brushed Platinum	1.00	2
6	04 17 10 001 00-06	fitting	1.00	60
8	28 050 410-06	holder	1.00	60
4	90 17 11 033 00-06	holder	1.00	-
Spare part can no longer be ordered, please order the replacement item				
3	90 14 10 011 00 90	seal	1.00	2
1	04 12 05 038 01-06	shower	1.00	10