

26 632 360



Rain shower:

- rain shower Ø 200 mm
- overhead shower: rain flow
- max. rainshower flow 14 l/min
- Function from: 8 l/min

hand shower:

Control element:

- rotary diverter for fixed-riser shower/hand shower
- metal shower hose 1250mm with integrated anti-twist protection

Technical data:

- shower with fixed riser projection 420mm
- height of fittings up to rain shower (bottom edge) 1009mm
- height of fittings up to top edge of elbow 1180mm
- rosette for wall mounting Ø 70mm
- rosette for shower mixer Ø 60mm
- rosette for shower holder Ø 66mm
- Pipe diameter 20 mm
- gauge 150 mm - 13 mm
- 1/2" connection

Notes:

- This product can help a building meet the requirements of Green Building Rating Systems, e.g. LEED®, BREEAM®, DGNB

This article does not include a hand shower!

Intrinsic protection against back flow.

	Platinum	26 632 360-08
	Chrome	26 632 360-00
	Brushed Platinum	26 632 360-06
	Durabrand (23kt Gold)	26 632 360-09
	Brushed Durabrand (23kt Gold)	26 632 360-28
	Brushed Dark Platinum	26 632 360-99

Required miscellaneous



- MADISON Hand shower - Platinum** 28 002 978-08
- spray head Ø 95mm
 - Hand shower see page {PAGE}
 - Three settings: COMPACT RAIN, COMPACT SOFT FLOW, COMPACT AQUAPRESSURE FLOW, max. flow rate l/min (at 3 bar)

Required miscellaneous



- MADISON Hand shower FlowReduce - Platinum** 28 002 978-08 0010
- spray head Ø 95mm
 - Hand shower see page {PAGE}
 - Three settings: COMPACT RAIN, COMPACT SOFT FLOW, COMPACT AQUAPRESSURE FLOW, max. flow rate l/min (at 3 bar)

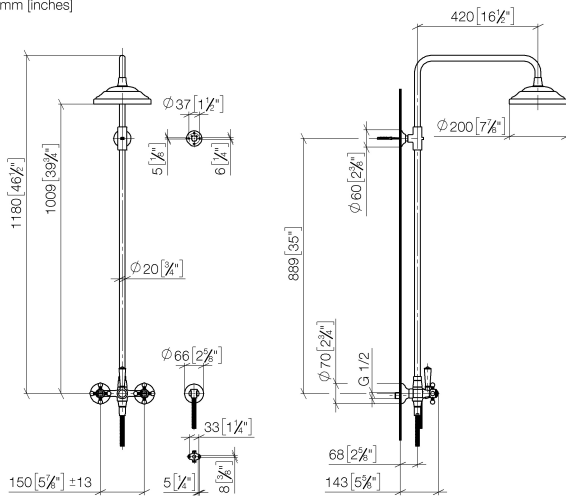
Required miscellaneous



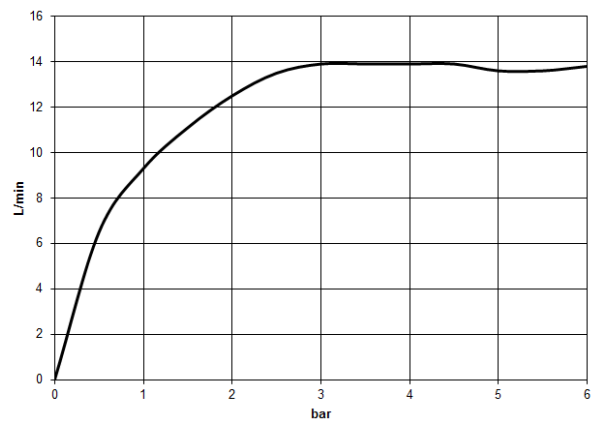
- MADISON Metal hand shower with porcelain insert (white)** 28 002 970-08 0010
- FlowReduce - Platinum**

26 632 360

mm [inches]



Flow rate chart



Codes & Standards

DIN 4109

EN 1717

ISO 3822

Scottish Water
Byelaws

UK Water Supply
Regulations

Ü-Zeichen



MADISON Showerpipe with shower mixer without hand shower - Platinum

MADISON

26 632 360

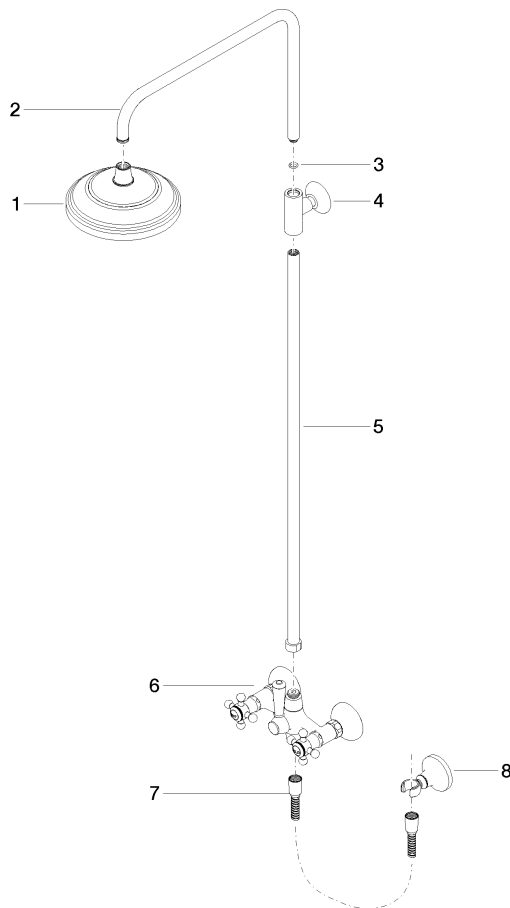
Certificates and sustainability

Belgaqua_21-023-2 LGA_29

WRAS_2204

26 632 360

Parts for other
finishes can be found
here: [Chrome](#)



Spare parts list

No.	Item Number	Name	Quantity used	Delivery time
4	90 17 11 033 00-08	holder	1.00	-
Spare part can no longer be ordered, please order the replacement item				
2	04 28 22 101 20-08	spout	1.00	40
8	28 050 410-08	holder	1.00	60
6	04 17 10 001 00-08	fitting	1.00	40
5	90 28 22 096 00-08	pipe	1.00	-
Spare part can no longer be ordered, please order the replacement item				
7	28 104 970-08	Metal shower hose 1/2" x 1/2" x 1250 mm - Platinum	1.00	40
3	90 14 10 011 00 90	seal	1.00	2
1	04 12 05 038 01-08	shower	1.00	40