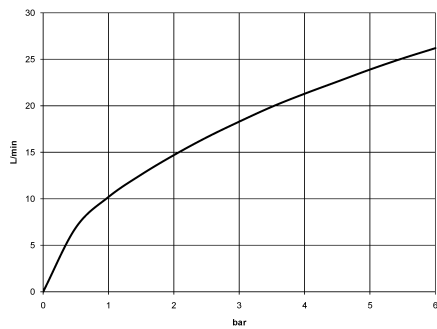
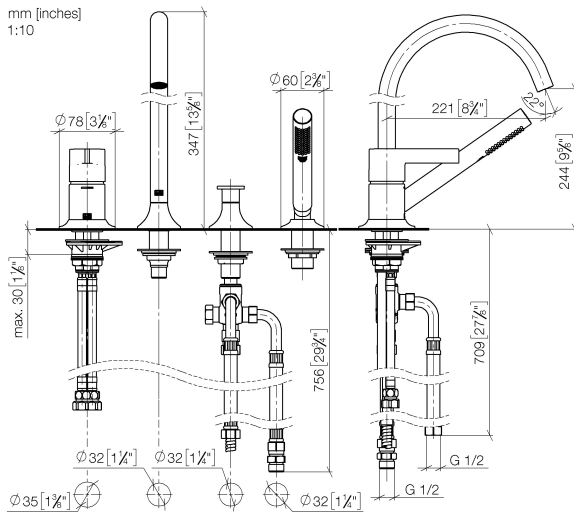




- spout: circular, air-enriched flow
- max. flow 24.6 l/min at 3 bar flow pressure
- Hand shower: COMPACT RAIN, max. flow rate 6.8 l/min (at 3 bar)
- complete hand shower set with anti-scale system
- automatic bath/shower diverter
- 220mm projection
- height of mixer 347 mm
- height up to aerator 244 mm
- hole diameter spout 32 mm
- hole diameter single-lever mixer 35 mm
- hole diameter for complete hand shower set 32 mm
- rosette for spout Ø 60mm
- rosette for single-lever mixer Ø 55mm
- rosette for complete hand shower set Ø 60mm
- metal shower hose 1750mm with integrated anti-twist protection

Intrinsic protection against back flow.

| | | |
|---|--------------------------------|---------------|
|  | Brushed Dark Brass | 27 632 809-39 |
|  | Chrome | 27 632 809-00 |
|  | Brushed Platinum | 27 632 809-06 |
|  | Platinum | 27 632 809-08 |
|  | Dark Chrome | 27 632 809-19 |
|  | Brushed Durabronze (23kt Gold) | 27 632 809-28 |
|  | Brushed Bronze | 27 632 809-42 |
|  | Brushed Champagne (22kt Gold) | 27 632 809-46 |
|  | Champagne (22kt Gold) | 27 632 809-47 |
|  | Brushed Dark Platinum | 27 632 809-99 |



Ü-Zeichen



VAIA Bath shower set for bath rim or tile edge installation - Brushed Dark Brass

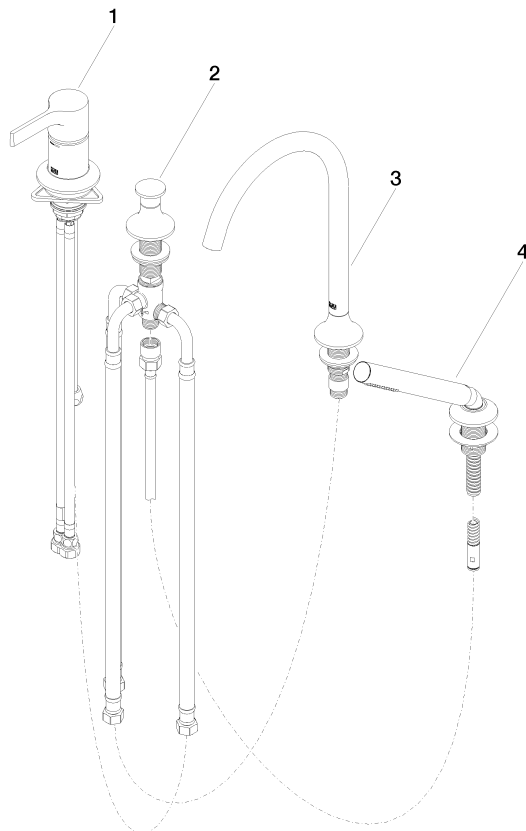
VAIA

27 632 809 Product version from 4/1/2025

Certificates and sustainability

LGA_29

Parts for other
finishes can be found
here: [Chrome](#)



Spare parts list

| No. | Item Number | Name | Quantity used | Delivery time |
|-----|---------------|---|---------------|---------------|
| 2 | 29 140 809-39 | VAIA Two-way diverter for bath rim or tile edge installation - Brushed Dark Brass | 1.00 | 30 |
| 4 | 27 702 809-39 | VAIA Hand shower set for bath rim or tile edge installation - Brushed Dark Brass | 1.00 | 30 |
| 1 | 29 300 809-39 | connection | 1.00 | 30 |
| 3 | 13 612 809-39 | spout | 1.00 | - |

Spare part can no longer be ordered, please order the replacement item