

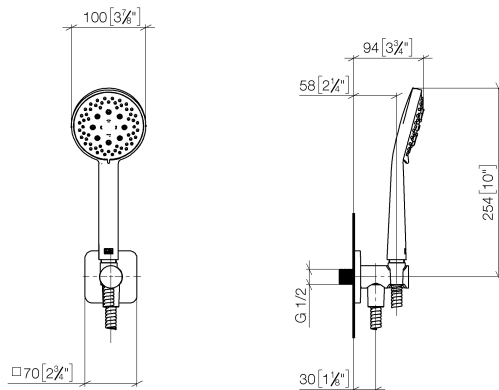




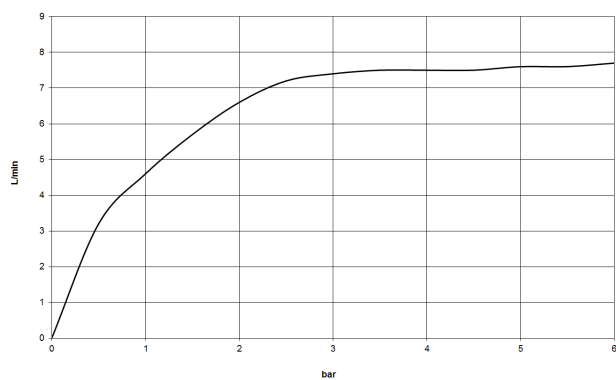
- three settings: normal flow, soft flow, massage flow
- with anti-scale system
- 1/2" shower outlet
- rosette for wall elbow Ø 55mm
- rosette for shower holder Ø 55mm
- metal shower hose 1250mm with integrated anti-twist protection
- 1/2" wall elbow
- max. flow 8.6 l/min
- WRAS

	Soft Black	27 803 832-69
	Chrome	27 803 832-00

mm [inches]



Flow rate chart



Codes & Standards

DIN 4109

ISO 3822

Scottish Water
Byelaws

UK Water Supply
Regulations

Ü-Zeichen



DORNBRACHT YARRE Hand shower set with individual rosettes - Soft Black

DORNBRACHT
YARRE

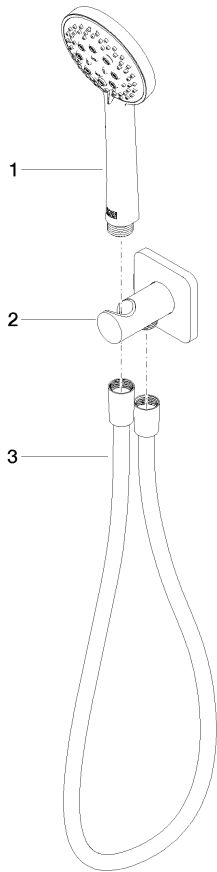
27 803 832 Product version from 1/1/2023

Certificates and sustainability

LGA_29

WRAS_2303

Parts for other finishes can be found here: [Chrome](#)



Spare parts list

No.	Item Number	Name	Quantity used	Delivery time
3	90 30 03 010 00-69	hose	1.00	2
1	90 12 11 183 00-69	shower	1.00	2
2	90 27 83 019 00-69	connection	1.00	2