

## Hand shower - Brushed Bronze







SERIES-VARIOUS

28 015 979 Product version from 4/1/2024



- COMPACT RAIN, max. flow rate 15 l/min (at 3 bar)
- with anti-scale system
- spray head Ø 100mm
- 1/2" connection
- WRAS

Intrinsic protection against back flow.

|   |                                     |                    |
|---|-------------------------------------|--------------------|
|    | Brushed Bronze                      | 28 015 979-42      |
|    | Chrome                              | 28 015 979-00      |
|    | Brushed Platinum                    | 28 015 979-06      |
|    | Platinum                            | 28 015 979-08      |
|    | Dark Chrome                         | 28 015 979-19      |
|    | Light Gold                          | 28 015 979-26      |
|    | Brushed Light Gold                  | 28 015 979-27      |
|    | Brushed Durabrass<br>(23kt Gold)    | 28 015 979-28      |
|    | Matte Black                         | 28 015 979-33      |
|   | Brushed Dark<br>Bronze              | 28 015 979-43 0010 |
|  | Brushed<br>Champagne (22kt<br>Gold) | 28 015 979-46      |
|  | Champagne (22kt<br>Gold)            | 28 015 979-47      |
|  | Brushed Chrome                      | 28 015 979-93      |
|  | Brushed Dark<br>Platinum            | 28 015 979-99      |

mm [inches]



Flow rate chart



Codes & Standards

|          |          |           |
|----------|----------|-----------|
| DIN 4109 | ISO 3822 | Ü-Zeichen |
|----------|----------|-----------|



## Hand shower - Brushed Bronze

SERIES-VARIOUS

28 015 979 Product version from 4/1/2024

Certificates and sustainability

LGA\_29

Parts for other  
finishes can be found  
here: [Chrome](#)



Spare parts list

| No. | Item Number     | Name  | Quantity used | Delivery time |
|-----|-----------------|-------|---------------|---------------|
| 1   | 09 23 01 039 90 | sieve | 1.00          | 2             |