





Hand shower - Soft Black

28 018 832



- three settings: normal flow, soft flow, massage flow
- with anti-scale system
- spray head Ø 100mm
- 1/2" connection
- max. flow 7.6 l/min
- WRAS 2210003
- This product can help a building meet the requirements of Green Building Rating Systems, e.g. LEED®, BREEAM®, DGNB

Intrinsic protection against back flow.

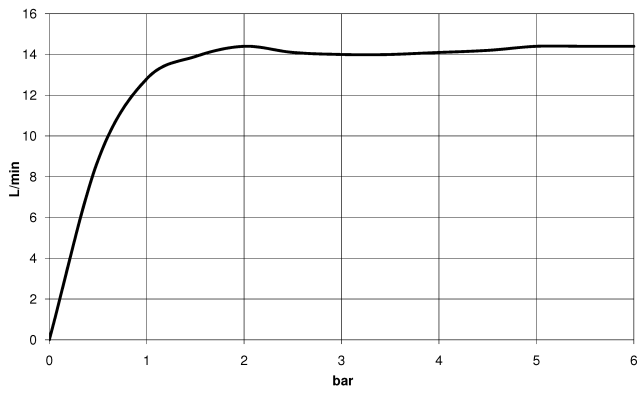
	Soft Black	28 018 832-69
	Chrome	28 018 832-00



Hand shower - Soft Black

28 018 832

Flow rate chart



Certificates

LGA_29984.

WRAS_2210003.