















Rain shower with ceiling fixing 220 mm - Brushed Durabronze (23kt Gold)

SERIES SPECIFIC

28 669 970 Product version from 3/13/2017



- rain shower Ø 220 mm
- PURE RAIN, max. flow rate 14 l/min (at 3 bar)
- Function from: 7 l/min
- rosette Ø 60 mm optional
- 1/2" connection
- with anti-scale system
- quick clearing
- WRAS

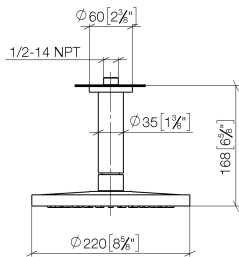
	Brushed Durabronze (23kt Gold)	28 669 970-28
	Chrome	28 669 970-00
	Brushed Platinum	28 669 970-06
	Platinum	28 669 970-08
	Dark Chrome	28 669 970-19
	Light Gold	28 669 970-26
	Brushed Light Gold	28 669 970-27
	Matte Black	28 669 970-33
	Brushed Dark Brass	28 669 970-39
	Brushed Bronze	28 669 970-42
	Brushed Champagne (22kt Gold)	28 669 970-46
	Champagne (22kt Gold)	28 669 970-47
	Brushed Chrome	28 669 970-93
	Brushed Dark Platinum	28 669 970-99

Recommended miscellaneous

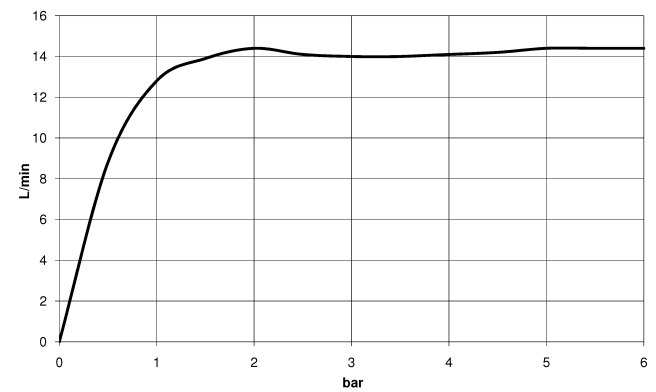


- Concealed wall elbow -** 35 085 970 90
- max. recess depth 163 mm
 - min. recess depth 90 mm

mm [inches]



Flow rate chart



Codes & Standards

DIN 4109	EN 1112	ISO 3822	Scottish Water Byelaws
UK Water Supply Regulations	Ü-Zeichen		



Rain shower with ceiling fixing 220 mm - Brushed Durabrass (23kt Gold)

SERIES SPECIFIC

28 669 970 Product version from 3/13/2017

Certificates and sustainability

WRAS_2212	DVGW_DW- 6517DN0	LGA_38
-----------	---------------------	--------



Spare parts list

No.	Item Number	Name	Quantity used	Delivery time
2	09 14 10 141 90	seal	1.00	2
4	09 23 01 075 90	insert	1.00	2
5	04 12 05 092 00-28	shower	1.00	20
3	09 11 03 080-28	connection	1.00	20
1	09 27 22 040-28	rosette	1.00	20
6	90 30 09 069 00 90	key	1.00	2