


28 774 980



Fits: IMO, MEM, CL.1

- rain shower 300 x 240mm
- rain flow
- max. flow 12 l/min
- Function from: 12 l/min
- distance between ceiling and lower edge of the shower 165mm
- rosette 60 x 60, as required
- 1/2" connection
- with anti-scale system
- quick clearing
- WRAS
- This product can help a building meet the requirements of Green Building Rating Systems, e.g. LEED®, BREEAM®, DGNB

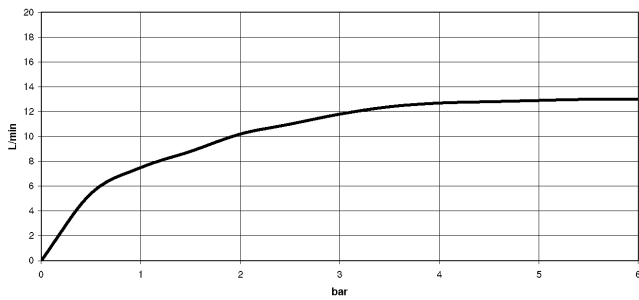
	Matte Black	28 774 980-33
	Chrome	28 774 980-00
	Brushed Platinum	28 774 980-06
	Platinum	28 774 980-08
	Dark Chrome	28 774 980-19
	Brushed Light Gold	28 774 980-27
	Brushed Durabronze (23kt Gold)	28 774 980-28
	Brushed Champagne (22kt Gold)	28 774 980-46
	Champagne (22kt Gold)	28 774 980-47
	Brushed Chrome	28 774 980-93
	Brushed Dark Platinum	28 774 980-99

28 774 980

mm [inches]



Flow rate chart

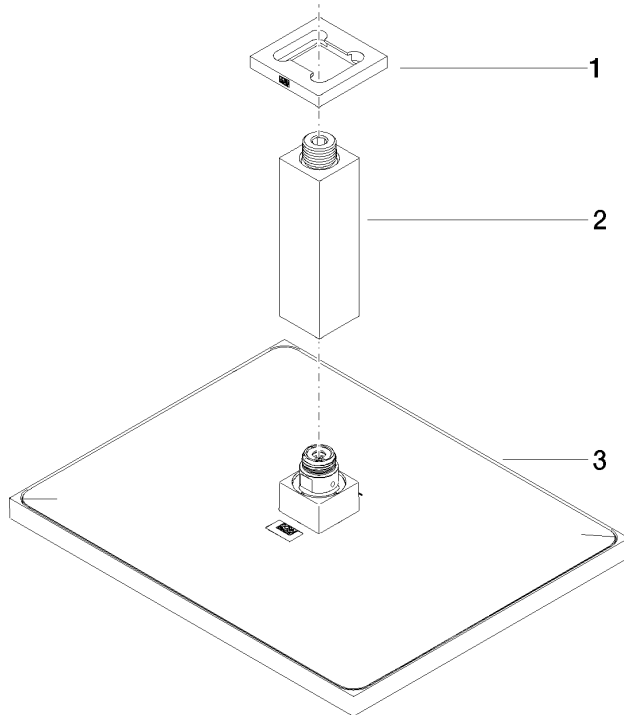


Certificates

LGA_38663.

28 774 980

Parts for other finishes can be found here: [Chrome](#)



Spare parts list

No.	Item Number	Name	Quantity used	Delivery time
1	09 27 98 017-33	rosette	1	30
2	90 11 10 092 00-33	connection	1	30
3	90 12 05 063 20-33	shower	1	30