

## META Wall-mounted valve cold water without pop-up waste - Chrome

META

30 010 662 Product version from 5/1/2022



- 126mm projection
- fixed spout
- circular, air-enriched flow
- hole diameter 35 mm
- rosette Ø 60 mm
- max. flow 5.7 l/min
- lead-free
- This product can help a building meet the requirements of Green Building Rating Systems, e.g. LEED®, BREEAM®, DGNB

|                                                                                     |                               |               |
|-------------------------------------------------------------------------------------|-------------------------------|---------------|
|    | Chrome                        | 30 010 662-00 |
|    | Brushed Platinum              | 30 010 662-06 |
|    | Dark Chrome                   | 30 010 662-19 |
|    | Light Gold                    | 30 010 662-26 |
|    | Brushed Light Gold            | 30 010 662-27 |
|    | Matte Black                   | 30 010 662-33 |
|    | Brushed Dark Brass            | 30 010 662-39 |
|    | Brushed Bronze                | 30 010 662-42 |
|    | Brushed Champagne (22kt Gold) | 30 010 662-46 |
|   | Champagne (22kt Gold)         | 30 010 662-47 |
|  | Brushed Chrome                | 30 010 662-93 |
|  | Brushed Dark Platinum         | 30 010 662-99 |

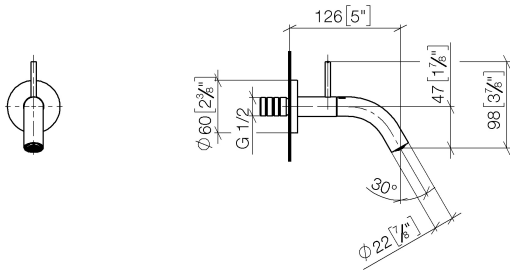
### Recommended miscellaneous



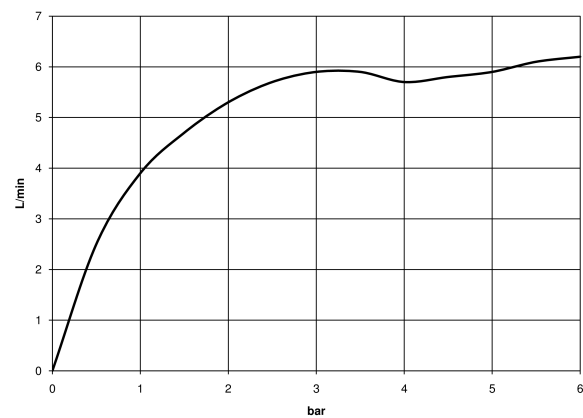
**Concealed wall elbow -**

35 085 970 90

- min. recess depth 90 mm
- max. recess depth 163 mm



### Flow rate chart



### Codes & Standards

DIN 4109

ISO 3822

Ü-Zeichen



## META Wall-mounted valve cold water without pop-up waste - Chrome

---

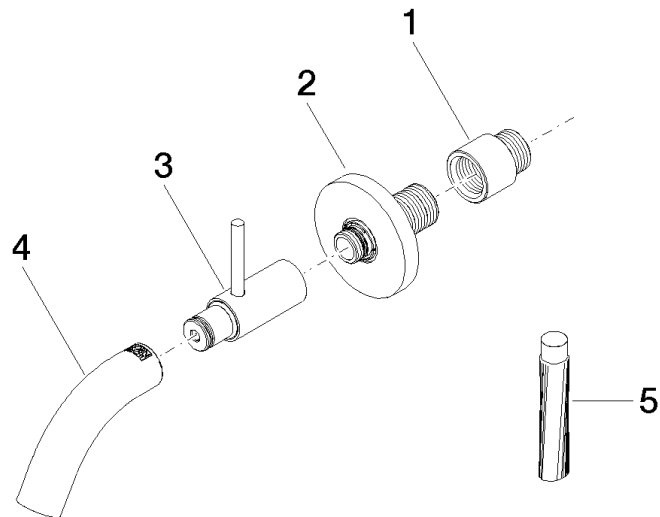
META

30 010 662 Product version from 5/1/2022

Certificates and sustainability

---

LGA\_38



## Spare parts list

| No. | Item Number        | Name    | Quantity used | Delivery time |
|-----|--------------------|---------|---------------|---------------|
| 2   | 90 27 66 019 00-00 | rosette | 1.00          | 10            |
| 4   | 90 28 22 385 00-00 | spout   | 1.00          | 10            |
| 5   | 09 16 03 001 90    | grease  | 1.00          | 2             |
| 1   | 09 24 03 072 10 90 | nipple  | 1.00          | 2             |
| 3   | 90 20 66 023 00-00 | handle  | 1.00          | 10            |