












Shower thermostat for wall installation - Brushed Chrome
SERIES-VARIOUS

34 443 979
Product version from 5/1/2022



- 3/8" shower outlet
 - slide-on rosettes Ø 70 mm
 - 1/2" connection
 - gauge 150 mm - 13 mm
 - with volume control
 - WRAS
- Intrinsic protection against back flow.

| | | |
|---|--------------------------------|---------------|
|  | Brushed Chrome | 34 443 979-93 |
|  | Chrome | 34 443 979-00 |
|  | Brushed Platinum | 34 443 979-06 |
|  | Platinum | 34 443 979-08 |
|  | Dark Chrome | 34 443 979-19 |
|  | Brushed Durabronze (23kt Gold) | 34 443 979-28 |
|  | Matte Black | 34 443 979-33 |
|  | Brushed Dark Bronze | 34 443 979-39 |
|  | Brushed Champagne (22kt Gold) | 34 443 979-46 |
|  | Champagne (22kt Gold) | 34 443 979-47 |
|  | Brushed Dark Platinum | 34 443 979-99 |

Required miscellaneous

TARA Regulator handle - Brushed Chrome
11 431 892-93



34 443 979 Product version from 5/1/2022

mm [inches]



Flow rate chart



Codes & Standards

DIN 4109

EN 1717

ISO 3822

Scottish Water
Byelaws

UK Water Supply
Regulations

Ü-Zeichen



Shower thermostat for wall installation - Brushed Chrome

SERIES-VARIOUS

34 443 979 Product version from 5/1/2022

Certificates and sustainability

Belgaqua_22_281_2 LGA_29

WRAS_2204

Shower thermostat for wall installation - Brushed Chrome

SERIES-VARIOUS

34 443 979 Product version from 5/1/2022

Parts for other
finishes can be found
here: [Chrome](#)



Spare parts list

| No. | Item Number | Name | Quantity used | Delivery time |
|-----|-----------------------|------------|---------------|---------------|
| | 4 04 31 20 530 00 90 | insert | 1.00 | 2 |
| | 3 90 30 40 010 00 90 | regulator | 1.00 | 2 |
| | 1 90 17 33 015 00-93 | handle | 1.00 | 20 |
| | 11 90 30 40 017 00 90 | base | 1.00 | 2 |
| | 5 04 11 04 030 00 90 | connection | 2.00 | 2 |
| | 13 09 31 20 511-93 | nipple | 1.00 | 20 |
| | 6 90 31 20 512 00-93 | rosette | 2.00 | 20 |
| | 10 90 90 03 236 00 90 | top | 1.00 | 2 |
| | 8 04 31 20 540 00 90 | insert | 1.00 | 2 |
| | 9 09 24 77 008-00 | nut | 2.00 | 10 |
| | 2 90 15 02 070 00 90 | cartridge | 1.00 | 2 |
| | 7 09 29 30 050 90 | sieve | 2.00 | 2 |
| | 14 90 21 02 069 00-93 | cover | 1.00 | 20 |
| | 12 90 14 10 010 00 90 | seal | 1.00 | 2 |