

WATER POINTS Concealed body spray FlowReduce - Brushed Bronze

SERIES-VARIOUS















36 515 979 Product version from 4/1/2024



- HORIZONTAL RAIN, max. flow rate 6 l/min (at 3 bar)
- with anti-scale system
- cover plate 120 x 120 mm
- This product can help a building meet the requirements of Green Building Rating Systems, e.g. LEED®, BREEAM®, DGNB
- WRAS

Flow restrictor (8.3 l/min) to extend shower jet from approx. 500 mm to approx. 1000 mm

Flow restrictor (8.3 l/min) to extend shower jet from approx. 500 mm to approx. 1000 mm

	Brushed Bronze	36 515 979-42
	Chrome	36 515 979-00
	Brushed Platinum	36 515 979-06
	Platinum	36 515 979-08
	Dark Chrome	36 515 979-19
	Light Gold	36 515 979-26
	Brushed Light Gold	36 515 979-27
	Brushed Durabrass (23kt Gold)	36 515 979-28
	Matte Black	36 515 979-33
	Brushed Dark Brass	36 515 979-39
	Brushed Champagne (22kt Gold)	36 515 979-46
	Champagne (22kt Gold)	36 515 979-47
	Brushed Chrome	36 515 979-93
	Brushed Dark Platinum	36 515 979-99

Required miscellaneous



- Concealed wall installation box -** 35 205 970 90
- min. recess depth 85 mm
 - max. recess depth 110 mm

Recommended miscellaneous



- xGRID Attachment set for integrating in the dry wall construction -** 12 340 970 90

Required miscellaneous



- WATER POINTS Adapter plate -** 12 305 970 90

Required miscellaneous



- xGRID Installation track 555 mm -** 12 360 970 90



Flow rate chart



Trajectory diagram



Codes & Standards

ASME A112.18.1

cUPC

DIN 4109

ISO 3822

Ü-Zeichen



WATER POINTS Concealed body spray FlowReduce - Brushed Bronze

SERIES-VARIOUS

36 515 979 Product version from 4/1/2024

Certificates and sustainability

LGA_18

IAPMO_4976 (



Spare parts list

No.	Item Number	Name	Quantity used	Delivery time
	17 09 23 01 052 90	flow reducer	1.00	2
	11 09 17 97 057 90	holder	1.00	2
	1 09 28 01 024 90	holder	1.00	2
	13 09 12 01 075 90	insert	1.00	2
	10 09 17 11 146 90	distributor	1.00	60
	16 09 31 11 048 90	pin	1.00	2
	7 90 23 01 032 00 90	flow reducer	1.00	2
	12 09 29 30 043 90	insert	1.00	2
	14 09 14 03 117 90	seal	1.00	2
	2 09 30 31 022 90	screw	4.00	2
	6 09 16 01 016 90	ring	1.00	2
	4 09 30 11 024 90	disc	8.00	2
	5 09 12 12 205 90	base	1.00	2
	8 09 14 10 130 90	seal	1.00	2
	3 09 30 30 031 90	screw	8.00	2
	15 09 27 98 004-42	rosette	1.00	60
	9 09 16 01 017 90	ring	1.00	2