

**Wall valve anti-clockwise closing hot 1/2" - Brushed Dark Platinum**







CL.1

36 607 717



- rosette 60 x 60 mm
- with hot marking
- head part with cut-to-length spindle and sleeve

Fits: CL.1, CYO

	Brushed Dark Platinum	36 607 717-99
	Chrome	36 607 717-00
	Brushed Platinum	36 607 717-06
	Brushed Durabronze (23kt Gold)	36 607 717-28
	Brushed Champagne (22kt Gold)	36 607 717-46
	Champagne (22kt Gold)	36 607 717-47

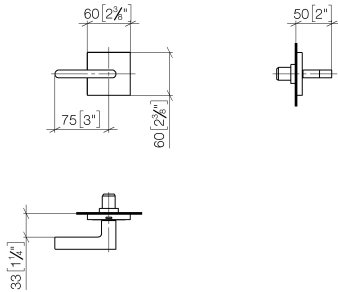
**Required miscellaneous**



- Wall valve 1/2" -** 35 607 970 90
- max. recess depth 150 mm
  - min. recess depth 105 mm

36 607 717

mm [inches]



Certificates

DVGW\_DW-  
6501DN0116.

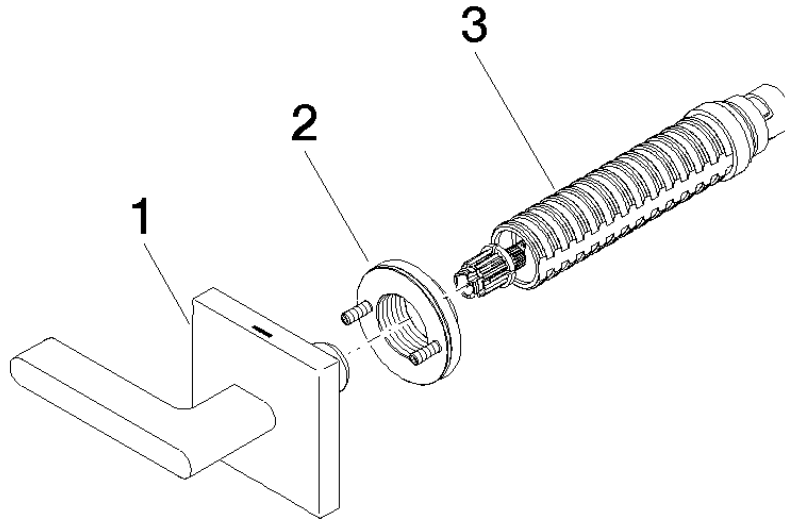
IAPMO\_4976 (1).

LGA\_29931.

WRAS\_2010066.

LGA\_29932.

36 607 717



### Spare parts list

No.	Item Number	Name	Quantity used	Delivery time
1	90 20 70 057 05-99	handle ( hot )	1	30
2	90 21 02 108 00 90	disc	1	2
3	90 90 03 142 00 90	top	1	2