










36 608 660

- rosette Ø 60 mm
- head part with cut-to-length spindle and sleeve

	Brushed Light Gold	36 608 660-27
	Chrome	36 608 660-00
	Brushed Platinum	36 608 660-06
	Dark Chrome	36 608 660-19
	Light Gold	36 608 660-26
	Matte Black	36 608 660-33
	Brushed Bronze	36 608 660-42
	Brushed Chrome	36 608 660-93
	Brushed Dark Platinum	36 608 660-99

36 608 660

