







CL.1 Wall valve anti-clockwise closing hot 1/2" - Champagne (22kt Gold)

CL.1

36 617 707

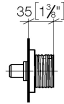
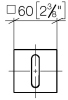


- with WAVES structure
- rosette 60 x 60 mm
- with hot marking
- head part with cut-to-length spindle and sleeve

	Champagne (22kt Gold)	36 617 707-47
	Chrome	36 617 707-00
	Brushed Platinum	36 617 707-06
	Dark Chrome	36 617 707-19
	Brushed Champagne (22kt Gold)	36 617 707-46
	Brushed Dark Platinum	36 617 707-99

36 617 707

mm [inches]



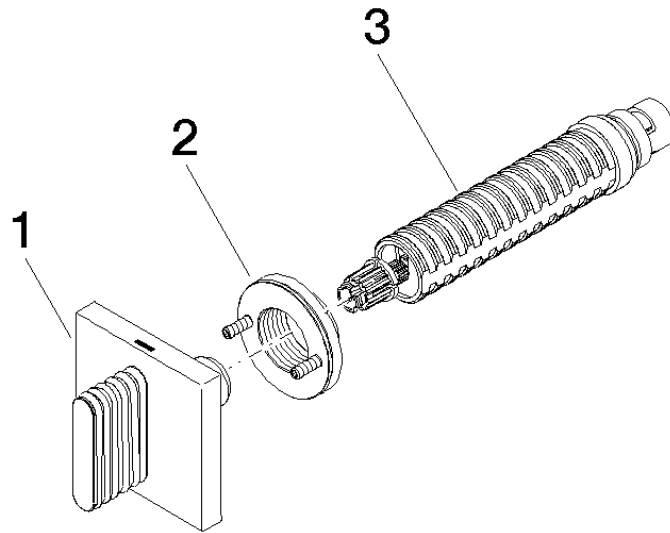
Certificates

LGA_29931.

WRAS_2010066.

36 617 707

Parts for other finishes can be found here: [Chrome](#)



Spare parts list

No.	Item Number	Name	Quantity used	Delivery time
1	90 20 70 055 03-47	handle (hot)	1	30
2	90 21 02 108 00 90	disc	1	2
3	90 90 03 142 00 90	top	1	2