







CL.1 Wall valve clockwise closing cold 1/2" - Brushed Dark Platinum

CL.1

36 627 706 Product version up to 10/14/2020



- with CASCADE structure
- rosette 60 x 60 mm
- with cold marking
- head part with cut-to-length spindle and sleeve
- WRAS

| | | |
|-----------------------------------------------------------------------------------|-------------------------------|---------------|
|  | Brushed Dark Platinum | 36 627 706-99 |
|  | Chrome | 36 627 706-00 |
|  | Brushed Platinum | 36 627 706-06 |
|  | Dark Chrome | 36 627 706-19 |
|  | Brushed Champagne (22kt Gold) | 36 627 706-46 |
|  | Champagne (22kt Gold) | 36 627 706-47 |

Required miscellaneous

| | | |
|-----------------------------------------------------------------------------------|----------------------------------------------------------------------------------------------------------------------------------|---------------|
|  | <div> <div>Wall valve 1/2" -</div> <div> <div>•max. recess depth 150 mm</div> <div>•min. recess depth 105 mm</div> </div> </div> | 35 607 970 90 |
|-----------------------------------------------------------------------------------|----------------------------------------------------------------------------------------------------------------------------------|---------------|



CL.1 Wall valve clockwise closing cold 1/2" - Brushed Dark Platinum

CL.1

36 627 706 Product version up to 10/14/2020

mm [inches]

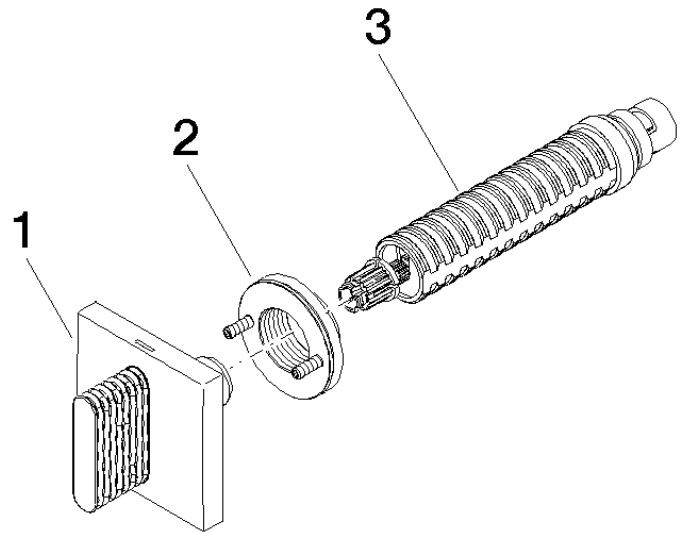


Codes & Standards

| | | | |
|----------------|------------------------|-----------------------------|-----------|
| ASME A112.18.1 | cUPC | DIN 4109 | EN 200 |
| ISO 3822 | Scottish Water Byelaws | UK Water Supply Regulations | Ü-Zeichen |

Certificates and sustainability

| | | | | |
|-----------------|--------|-----------|--------|--------------|
| DVGW_DW-6501DN0 | LGA_29 | WRAS_2010 | LGA_29 | IAPMO_4976 (|
|-----------------|--------|-----------|--------|--------------|



Spare parts list

| No. | Item Number | Name | Quantity used | Delivery time |
|-----|--------------------|-----------------|---------------|---------------|
| 1 | 90 20 70 053 02-99 | handle (cold) | 1.00 | 20 |
| 3 | 90 90 03 143 00 90 | top | 1.00 | 2 |
| 2 | 90 21 02 108 00 90 | disc | 1.00 | 2 |