







36 627 707

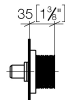
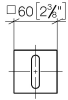


- with CASCADE structure
- rosette 60 x 60 mm
- with hot marking
- head part with cut-to-length spindle and sleeve

	Champagne (22kt Gold)	36 627 707-47
	Chrome	36 627 707-00
	Brushed Platinum	36 627 707-06
	Dark Chrome	36 627 707-19
	Brushed Champagne (22kt Gold)	36 627 707-46
	Brushed Dark Platinum	36 627 707-99

36 627 707

mm [inches]



Certificates

LGA_29931.

WRAS_2010066.

36 627 707

Parts for other
finishes can be found
here: [Chrome](#)

