


CL.1 Wall-mounted single-lever basin mixer without pop-up waste - Brushed Platinum







CL.1

36 860 705


Product version from 7/1/2023



- 198mm projection
- fixed spout
- rectangular spray pattern with 40 individual jets
- hole diameter spout 37 mm
- hole diameter single-lever mixer 57 mm
- rosette 80 x 80 mm
- max. flow 4.5 l/min
- lead-free
- This product can help a building meet the requirements of Green Building Rating Systems, e.g. LEED®, BREEAM®, DGNB

| | | |
|---|-------------------------------|---------------|
|  | Brushed Platinum | 36 860 705-06 |
|  | Chrome | 36 860 705-00 |
|  | Dark Chrome | 36 860 705-19 |
|  | Brushed Champagne (22kt Gold) | 36 860 705-46 |
|  | Champagne (22kt Gold) | 36 860 705-47 |
|  | Brushed Dark Platinum | 36 860 705-99 |

Required miscellaneous




Concealed wall-mounted single-lever mixer -

35 860 970 90

- max. recess depth 95 mm
- min. recess depth 80 mm
- mixer can be placed above, to the left or to the right of the spout.

Required miscellaneous



Concealed wall-mounted single-lever mixer mixer on right -

35 816 970 90

- NOTE:Not suitable for concealed installation.Connection by means of angle valves, mounted with screws to back wall.

CL.1 Wall-mounted single-lever basin mixer without pop-up waste - Brushed Platinum

CL.1

36 860 705 Product version from 7/1/2023
mm [inches]



Flow rate chart



Codes & Standards

| | | | |
|----------------|------|----------|--------|
| ASME A112.18.1 | cUPC | DIN 4109 | EN 817 |
|----------------|------|----------|--------|

| | | | |
|----------------|----------|--------|-------|
| EPA WaterSense | ISO 3822 | NSF372 | NSF61 |
|----------------|----------|--------|-------|

Ü-Zeichen

WaterSense





CL.1 Wall-mounted single-lever basin mixer without pop-up waste - Brushed
Platinum

CL.1

36 860 705 Product version from 7/1/2023

Certificates and sustainability

| | | | | |
|--------------|---------------------|------------|--------|--------------|
| IAPMO_N-4976 | DVGW_DW- 6512DN0 | IAPMO_6397 | LGA_29 | IAPMO_4976 (|
| IAPMO_8834 | | | | |

CL.1 Wall-mounted single-lever basin mixer without pop-up waste - Brushed Platinum

CL.1

36 860 705 Product version from 7/1/2023



Spare parts list

| No. | Item Number | Name | Quantity used | Delivery time |
|-----|--------------------|--|---------------|---------------|
| 6 | 09 27 78 039-06 | rosette | 1.00 | 10 |
| 1 | 13 800 705-06 | CL.1 Wall-mounted basin spout without pop-up waste - Brushed Platinum | 1.00 | 40 |
| 2 | 09 20 70 050-06 | handle | 1.00 | 10 |
| 5 | 09 11 02 288-06 | cover | 1.00 | 10 |
| 8 | 90 15 05 064 01 90 | cartridge | 1.00 | 2 |
| 4 | 90 31 20 087 00-06 | plug | 1.00 | 10 |
| 7 | 90 14 10 049 00 90 | seal | 1.00 | 2 |
| 3 | 90 31 11 030 00 90 | pin | 1.00 | 2 |
| 9 | 90 30 09 064 00 90 | key | 1.00 | 2 |