








ST 050 301 6360



- shower with fixed riser projection 420mm
- Rain shower: PURE RAIN, max. flow rate 14 l/min (at 3 bar)
- Function from: 8 l/min
- rain shower Ø 200 mm
- Hand shower: COMPACT RAIN, max. flow rate 9 l/min (at 3 bar)
- spray head Ø 64mm
- rotary diverter for fixed-riser shower/hand shower
- height of fittings up to top edge of elbow 1180mm
- height of fittings up to rain shower (bottom edge) 1009mm
- rosette for shower holder Ø 66mm
- rosette for wall mounting Ø 70mm
- rosette for shower mixer Ø 60mm
- gauge 150 mm - 13 mm
- metal shower hose 1250mm with integrated anti-twist protection
- 1/2" connection
- Pipe diameter 20 mm

	Brushed Bronze	ST 050 301 6360-42
	Chrome	ST 050 301 6360-00
	Brushed Platinum	ST 050 301 6360-06
	Platinum	ST 050 301 6360-08
	Durabronze (23kt Gold)	ST 050 301 6360-09
	Brushed Durabronze (23kt Gold)	ST 050 301 6360-28
	Brushed Dark Platinum	ST 050 301 6360-99



## MADISON Showerpipe with shower mixer - Brushed Bronze

---

MADISON

ST 050 301 6360



## MADISON Showerpipe with shower mixer - Brushed Bronze

---

MADISON

ST 050 301 6360



ST 050 301 6360

## Spare parts list