








ST 050 202 2809



- slide bar
- Pipe diameter 18 mm
- rosette Ø 60 mm
- gauge 800 mm
- metal shower hose 1700mm with integrated anti-twist protection
- shower hose connector 3/8"
- Four settings: COMPACT RAIN, COMPACT SOFT FLOW, COMPACT AQUAPRESSURE FLOW, COMPACT CASCADE, max. flow rate 15 l/min (at 3 bar)
- spray head Ø 120mm

	Chrome	ST 050 202 2809-00
	Brushed Platinum	ST 050 202 2809-06
	Platinum	ST 050 202 2809-08
	Brushed Bronze	ST 050 202 2809-42
	Brushed Champagne (22kt Gold)	ST 050 202 2809-46
	Champagne (22kt Gold)	ST 050 202 2809-47
	Brushed Dark Platinum	ST 050 202 2809-99

Individual components of this set

You need the following components for this set



1x 26 413 809-00



1x 28 012 979-00



VAIA Shower set - Chrome

VAIA

ST 050 202 2809

ST 050 202 2809




- slide bar
- rosette Ø 60 mm
- gauge 800 mm
- metal shower hose 1700mm with integrated anti-twist protection
- shower hose connector 3/8"
- Pipe diameter 18 mm
- WRAS 2009048


This article does not include a hand shower!

	Chrome	26 413 809-00
	Brushed Platinum	26 413 809-06
	Platinum	26 413 809-08
	Dark Chrome	26 413 809-19
	Brushed Durabronze (23kt Gold)	26 413 809-28
	Brushed Bronze	26 413 809-42
	Brushed Champagne (22kt Gold)	26 413 809-46
	Champagne (22kt Gold)	26 413 809-47
	Brushed Dark Platinum	26 413 809-99


Recommended miscellaneous

	Concealed wall elbow - • max. recess depth 163 mm • min. recess depth 90 mm	35 085 970 90
--	--	---------------


Recommended miscellaneous

	VAIA Wall elbow - Chrome	28 450 809-00
---	---------------------------------	---------------


Required miscellaneous

	Hand shower FlowReduce - Chrome	28 016 979-00 0010
---	--	-----------------------

Required miscellaneous

	Hand shower FlowReduce - Chrome	28 012 979-00 0010
---	--	-----------------------

Required miscellaneous

	Hand shower - Chrome	28 018 979-00
---	-----------------------------	---------------

Required miscellaneous

	SERIES-VARIOUS Hand shower - Chrome	28 027 979-00 0010
---	--	-----------------------


Required miscellaneous

	SERIES-VARIOUS Hand shower - Chrome	28 025 979-00 0010
---	--	-----------------------


Recommended miscellaneous

	VAIA Wall elbow - Chrome	28 450 809-00
--	---------------------------------	---------------


Required miscellaneous

	Hand shower - Chrome	28 012 979-00
---	-----------------------------	---------------


Required miscellaneous

	Hand shower - Chrome	28 017 979-00
---	-----------------------------	---------------

Required miscellaneous

	Hand shower - Chrome	28 016 979-00
---	-----------------------------	---------------

Required miscellaneous

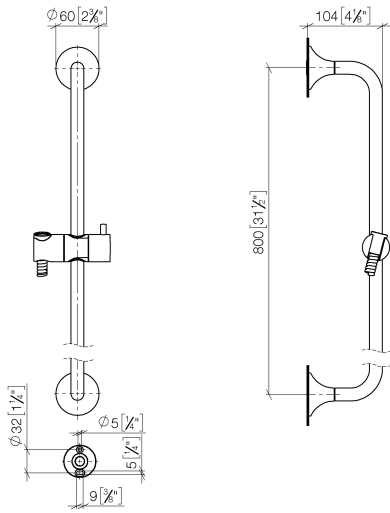
	Hand shower FlowReduce - Chrome	28 018 979-00 0010
---	--	-----------------------

Required miscellaneous

	SERIES-VARIOUS Hand shower - Chrome	28 029 979-00
---	--	---------------

ST 050 202 2809

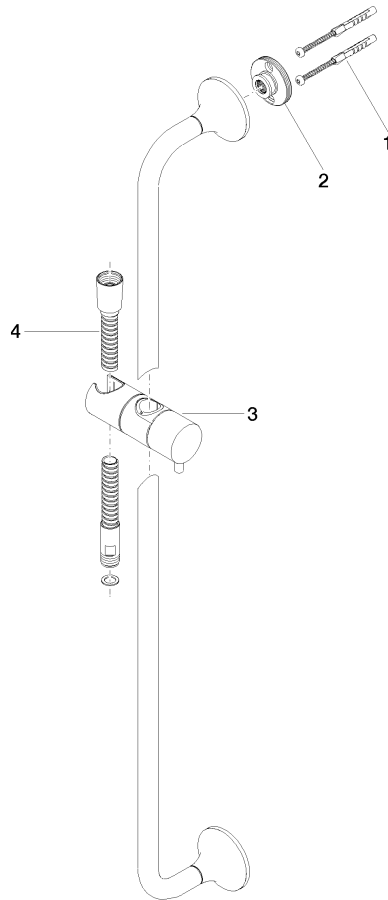
mm [inches]



Certificates

WRAS_2009048. ACS_20 ACC LY 738. IAPMO_4976 (1).

ST 050 202 2809



Spare parts list

No.	Item Number	Name	Quantity used	Delivery time
1	05 30 31 025 00 90	fixing set	2	2
2	90 17 20 759 00 90	disc	2	2
3	12 580 970-00	Slide unit - Chrome	1	10
4	28 322 970-00	Metal shower hose 1/2" x 3/8" x 1750 mm - Chrome	1	2



























ST 050 202 2809



- Four settings: COMPACT RAIN, COMPACT SOFT FLOW, COMPACT AQUAPRESSURE FLOW, COMPACT CASCADE, max. flow rate 15 l/min (at 3 bar)
- with anti-scale system
- spray head Ø 120mm
- 1/2" connection

Intrinsic protection against back flow.

Fits: IMO, LULU, MADISON, MEM, TARA, CL.1, LISSÉ, VAIA, META, CYO

	Chrome	28 012 979-00
	Chrome	28 012 979-00 0010
	Brushed Platinum	28 012 979-06
	Brushed Platinum	28 012 979-06 0010
	Platinum	28 012 979-08
	Platinum	28 012 979-08 0010
	Dark Chrome	28 012 979-19
	Dark Chrome	28 012 979-19 0010
	Light Gold	28 012 979-26
	Light Gold	28 012 979-26 0010
	Brushed Light Gold	28 012 979-27
	Brushed Light Gold	28 012 979-27 0010
	Brushed Durabronze (23kt Gold)	28 012 979-28
	Brushed Durabronze (23kt Gold)	28 012 979-28 0010
	Matte Black	28 012 979-33 0010
	Matte Black	28 012 979-33
	Brushed Bronze	28 012 979-42
	Brushed Bronze	28 012 979-42 0010
	Brushed Champagne (22kt Gold)	28 012 979-46
	Brushed Champagne (22kt Gold)	28 012 979-46 0010
	Champagne (22kt Gold)	28 012 979-47
	Champagne (22kt Gold)	28 012 979-47 0010
	Brushed Chrome	28 012 979-93
	Brushed Chrome	28 012 979-93 0010
	Brushed Dark Platinum	28 012 979-99 0010
	Brushed Dark Platinum	28 012 979-99



VAIA Shower set - Chrome

VAIA

ST 050 202 2809



VAIA Shower set - Chrome

VAIA

ST 050 202 2809



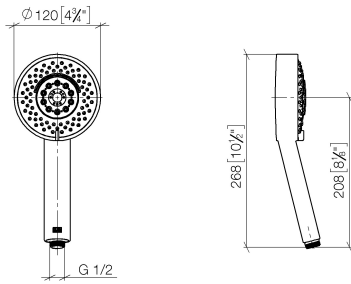
VAIA Shower set - Chrome

VAIA

ST 050 202 2809

ST 050 202 2809

mm [inches]

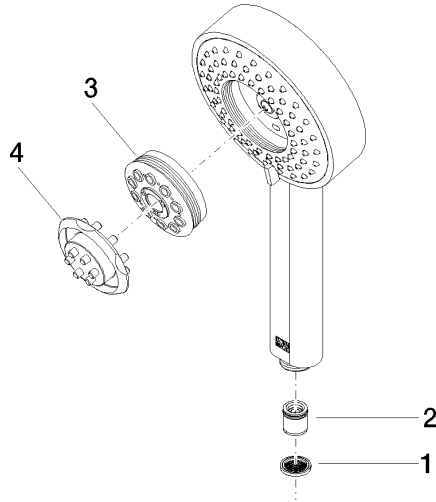


Flow rate chart



Certificates

LGA_29980.



Spare parts list

No.	Item Number	Name	Quantity used	Delivery time
1	09 23 01 039 90	sieve	1	2
2	09 23 01 046 90	back-flow preventer	1	2
3	04 12 11 071 00 90	shower	1	2
4	09 30 09 022 90	key	1	2