


















WATER FALL Cascade spout with individual jets for wall mounting - Brushed Platinum

SERIES-VARIOUS

13 425 979	Product version from 10/1/2023		
	<ul style="list-style-type: none"> <li>• 22mm projection</li> <li>• PEARLSTREAM</li> <li>• plate 240 mm x 60 mm</li> <li>• connection 1/2", for shortening</li> <li>• plug-link mounting</li> <li>• Max. flow rate 9.5 l/min (at 3 bar)</li> </ul>		
		<div>  Brushed Platinum </div>	13 425 979-06
		<div>  Chrome </div>	13 425 979-00
		<div>  Platinum </div>	13 425 979-08
		<div>  Dark Chrome </div>	13 425 979-19
		<div>  Light Gold </div>	13 425 979-26
		<div>  Brushed Light Gold </div>	13 425 979-27
		<div>  Brushed Durabrass (23kt Gold) </div>	13 425 979-28
		<div>  Matte Black </div>	13 425 979-33
		<div>  Brushed Dark Brass </div>	13 425 979-39
		<div>  Brushed Bronze </div>	13 425 979-42
		<div>  Brushed Champagne (22kt Gold) </div>	13 425 979-46
		<div>  Champagne (22kt Gold) </div>	13 425 979-47
		<div>  Brushed Chrome </div>	13 425 979-93
		<div>  Brushed Dark Platinum </div>	13 425 979-99

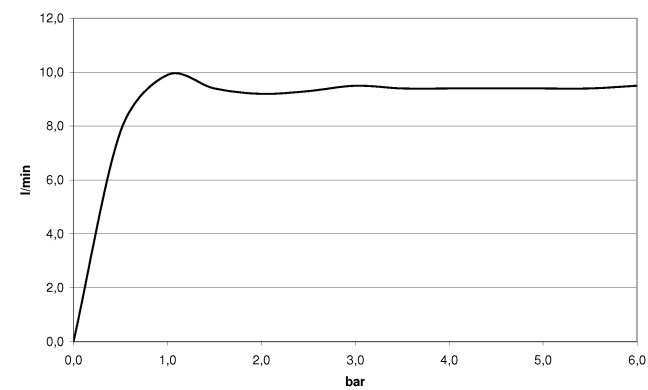
Recommended miscellaneous		Recommended miscellaneous	
<div>  </div>	<div> <b>Concealed wall elbow -</b> <ul style="list-style-type: none"> <li>• max. recess depth 163 mm</li> <li>• min. recess depth 90 mm</li> </ul> </div>	<div>  </div>	<div> <b>Concealed wall elbow -</b> <ul style="list-style-type: none"> <li>• max. recess depth 163 mm</li> <li>• min. recess depth 90 mm</li> </ul> </div>
	35 085 970 90		35 085 970 90

**WATER FALL Cascade spout with individual jets for wall mounting - Brushed Platinum** SERIES-VARIOUS

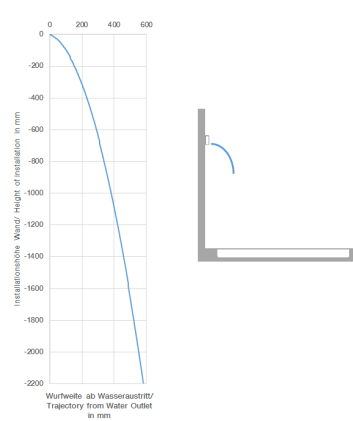
13 425 979 Product version from 10/1/2023  
mm [inches]



Flow rate chart



Trajectory diagram



Codes & Standards

ASME A112.18.1      cUPC      DIN 4109      ISO 3822

Ü-Zeichen



## WATER FALL Cascade spout with individual jets for wall mounting - Brushed Platinum

SERIES-VARIOUS

---

13 425 979 Product version from 10/1/2023

Certificates and sustainability

---

LGA\_19

IAPMO\_4976



## Spare parts list

No.	Item Number	Name	Quantity used	Delivery time
6	09 31 11 144 90	pin	2.00	2
1	04 30 31 024 01 90	fixing set	1.00	2
8	90 29 03 071 00 90	insert	1.00	2
2	09 14 05 009 90	seal	1.00	2
3	09 17 97 053 90	holder	1.00	2
5	90 31 20 087 00-06	plug	1.00	10
4	90 24 03 199 00 90	connection	1.00	2