







CL.1 Deck-mounted basin spout without pop-up waste - Brushed Champagne (22kt Gold)

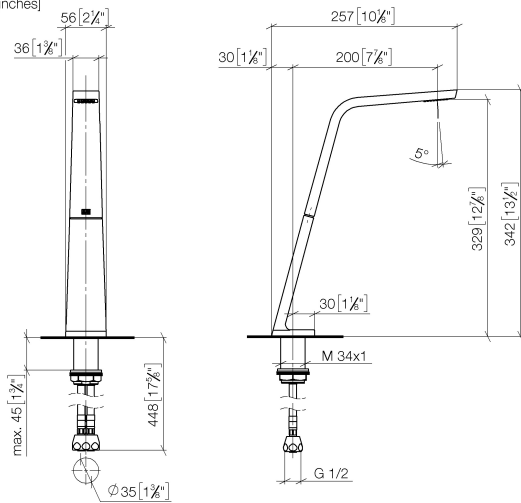
CL.1

13 717 705	Product version from 7/1/2021		
	<ul style="list-style-type: none"> <li>• 200mm projection</li> <li>• fixed spout</li> <li>• rectangular spray pattern with 40 individual jets</li> <li>• height of mixer 343 mm</li> <li>• height up to aerator 329 mm</li> <li>• hole diameter 35 mm</li> <li>• max. flow 4 l/min</li> <li>• 1/2" connection</li> <li>• 2x screw-in M 10 x 1 pressure hose, leak-tested</li> <li>• lead-free</li> <li>• This product can help a building meet the requirements of Green Building Rating Systems, e.g. LEED®, BREEAM®, DGNB</li> <li>• WRAS</li> </ul>	<div>  <div>Brushed Champagne (22kt Gold)</div> </div>	13 717 705-46
		<div>  <div>Chrome</div> </div>	13 717 705-00
		<div>  <div>Brushed Platinum</div> </div>	13 717 705-06
		<div>  <div>Dark Chrome</div> </div>	13 717 705-19
		<div>  <div>Champagne (22kt Gold)</div> </div>	13 717 705-47
		<div>  <div>Brushed Dark Platinum</div> </div>	13 717 705-99

# CL.1 Deck-mounted basin spout without pop-up waste - Brushed Champagne (22kt Gold)

CL.1

13 717 705 Product version from 7/1/2021  
mm [inches]



Flow rate chart



## Codes & Standards

ASME A112.18.1

cUPC

EPA WaterSense

Executive Order  
no. 1007

NSF372

NSF61

WaterSense





CL.1 Deck-mounted basin spout without pop-up waste - Brushed Champagne  
(22kt Gold)

CL.1

13 717 705    Product version from 7/1/2021

Certificates and sustainability

GDV_0400	IAPMO_N-4	IAPMO_4976	IAPMO_8834	IAPMO_6
----------	-----------	------------	------------	---------

## CL.1 Deck-mounted basin spout without pop-up waste - Brushed Champagne (22kt Gold)

CL.1

13 717 705 Product version from 7/1/2021

Parts for other  
finishes can be found  
here: [Chrome](#)

