

17 861 888



- 146mm projection
- rigid, thermally insulated spout
- laminar flow
- height of mixer 288 mm
- height up to laminar flow regulator 180 mm
- hole diameter 35 mm
- provides filtered, hot water up to 93°C
- provides filtered, cold water
- max. flow 2 l/min at 3 bar flow pressure
- ready-to-use control unit for wall mounting (137mm x 159mm x 60mm)
- electronic magnetic valve
- 100-230 V, 50-60 Hz, 18 W power supply unit, incl. country-specific adapter set
- lead-free

• Spout ring cannot be removed.  
• This product can help a building meet the requirements of Green Building Rating Systems, e.g. LEED®, BREEAM®, DGNB

**A minimum flow pressure of 3 bar is necessary for the HOT & COLD WATER DISPENSER to work perfectly in conjunction with a hot water tank and filter.**

**In addition, the installation must be above a kitchen sink.**

**The filter cartridge must be changed every six months. The installation instructions contain further information for guidance.**

**Detailed planning information and technical data can be found at [www.dornbracht.com/professional](http://www.dornbracht.com/professional)**

A minimum flow pressure of 3 bar is necessary for the HOT & COLD WATER DISPENSER to work perfectly in conjunction with a hot water tank and filter.

In addition, the installation must be above a kitchen sink.

The filter cartridge must be changed every six months. The installation instructions contain further information for guidance.

Detailed planning information and technical data can be found at [www.dornbracht.com/professional](http://www.dornbracht.com/professional)

	Brushed Platinum	17 861 888-06
	Chrome	17 861 888-00
	Platinum	17 861 888-08
	Durabrand (23kt Gold)	17 861 888-09
	Dark Chrome	17 861 888-19
	Brushed Durabrand (23kt Gold)	17 861 888-28
	Matte Black	17 861 888-33
	Brushed Champagne (22kt Gold)	17 861 888-46
	Champagne (22kt Gold)	17 861 888-47
	Brushed Chrome	17 861 888-93
	Brushed Dark Platinum	17 861 888-99

## Required miscellaneous

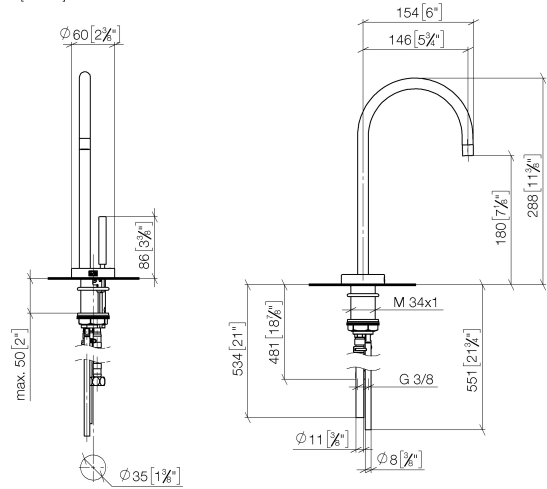


**Hot water tank incl. filter -**

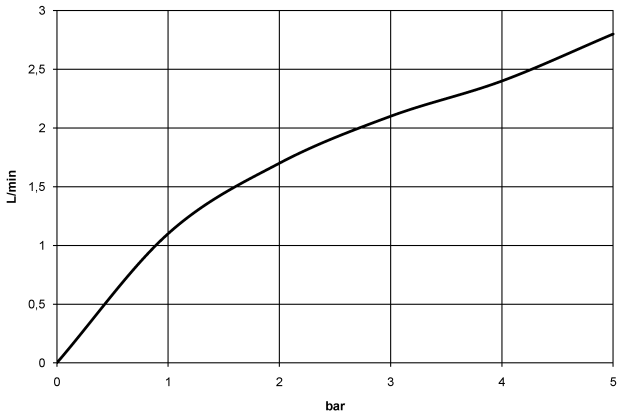
**12 892 970 90**

17 861 888

mm [inches]



**Flow rate chart**



**Codes & Standards**

ASME A112.18.1	cUPC	DIN 4109	Executive Order no. 1007
ISO 3822	NSF372	NSF61	Ü-Zeichen



## TARA HOT & COLD WATER DISPENSER - Brushed Platinum

TARA

17 861 888

### Certificates

GDV\_0400

IAPMO\_4976

IAPMO\_N-4

LGA\_28

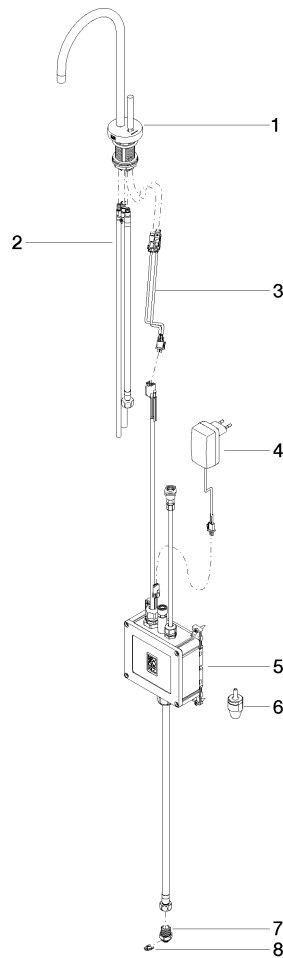
IAPMO\_6

17 861 888

Product version from 3/9/2016 to 5/27/2021

Product version from 5/27/2021 to 5/28/2022

**Product version from 5/28/2022**





## TARA HOT & COLD WATER DISPENSER - Brushed Platinum

TARA

17 861 888

### Spare parts list

Product version from 3/9/2016 to 5/27/2021

Product version from 5/27/2021 to 5/28/2022

#### **Product version from 5/28/2022**

No.	Item Number	Name	Quantity used	Delivery time
	90 17 85 100 06-06	fitting	8	10