










TARA Deck valve clockwise closing cold or hot - Chrome

TARA

20 000 892 Product version from 4/1/2025



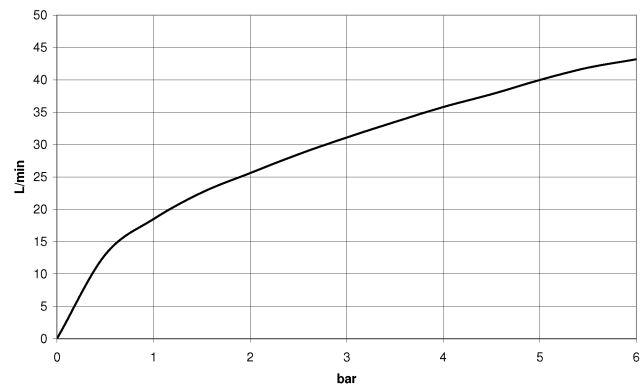
- hole diameter 32 mm
- rosette Ø 55 mm
- WRAS

	Chrome	20 000 892-00
	Brushed Platinum	20 000 892-06
	Platinum	20 000 892-08
	Dark Chrome	20 000 892-19
	Brushed Durabrass (23kt Gold)	20 000 892-28
	Matte Black	20 000 892-33
	Brushed Dark Brass	20 000 892-39
	Brushed Bronze	20 000 892-42
	Brushed Champagne (22kt Gold)	20 000 892-46
	Champagne (22kt Gold)	20 000 892-47
	Brushed Chrome	20 000 892-93
	Brushed Dark Platinum	20 000 892-99

mm [inches]



Flow rate chart



Codes & Standards

ASME A112.18.1	cUPC	Scottish Water Byelaws	UK Water Supply Regulations
----------------	------	---------------------------	--------------------------------



TARA Deck valve clockwise closing cold or hot - Chrome

TARA

20 000 892 Product version from 4/1/2025

Certificates and sustainability

WRAS_2112

IAPMO_4976

Parts for other
finishes can be found
here: Brushed
Platinum



Spare parts list

No.	Item Number	Name	Quantity used	Delivery time
6	09 21 02 140-00	sleeve	1.00	10
2	09 20 89 010-00	handle	1.00	60
9	90 17 11 040 31 90	side panel	1.00	2
7	09 27 89 105-00	rosette	1.00	10
3	90 12 12 007 00-00	base	1.00	10
4	90 30 11 029 00 90	disc	1.00	2
5	90 30 30 075 00 90	screw	1.00	2
8	90 14 10 043 00 90	seal	1.00	2
1	90 20 89 010 10-00	handle	1.00	10