

TARA Three-hole basin mixer with pop-up waste - Brushed Platinum












TARA

20 705 882 Product version from 4/1/2024

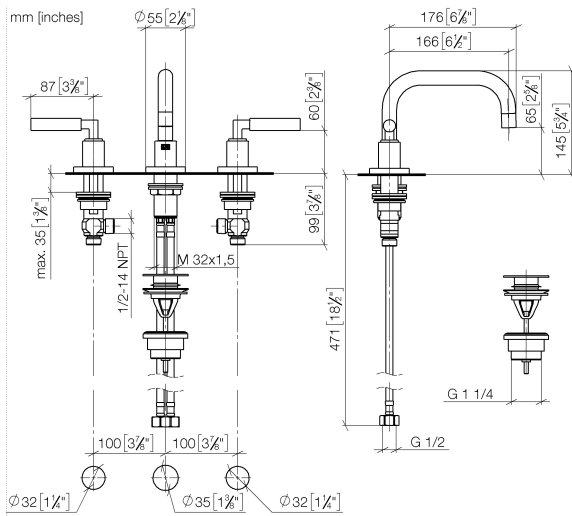


- 166mm projection
- pivotable spout 360°
- circular, air-enriched flow
- height of mixer 145 mm
- height up to aerator 65 mm
- hole diameter valve 32 mm
- hole diameter spout 35 mm
- rosette Ø 55 mm
- 2x screw-in M 10 x 1 pressure hose, leak-tested
- max. flow 5.7 l/min
- lead-free
- This product can help a building meet the requirements of Green Building Rating Systems, e.g. LEED®, BREEAM®, DGNB
- WRAS

Only suitable for basins with an overflow.

	Brushed Platinum	20 705 882-06
	Chrome	20 705 882-00
	Platinum	20 705 882-08
	Dark Chrome	20 705 882-19
	Brushed Durabronze (23kt Gold)	20 705 882-28
	Matte Black	20 705 882-33
	Brushed Dark Brass	20 705 882-39
	Brushed Bronze	20 705 882-42
	Brushed Champagne (22kt Gold)	20 705 882-46
	Champagne (22kt Gold)	20 705 882-47
	Brushed Chrome	20 705 882-93
	Brushed Dark Platinum	20 705 882-99

20 705 882 Product version from 4/1/2024



Flow rate chart



Codes & Standards

DIN 4109

Executive Order
no. 1007

ISO 3822

Scottish Water Byelaws

UK Water Supply Regulations

Ü-Zeichen



TARA Three-hole basin mixer with pop-up waste - Brushed Platinum

TARA

20 705 882 Product version from 4/1/2024

Certificates and sustainability

LGA_38

GDV_0400

WRAS_2303

20 705 882 Product version from 4/1/2024

Parts for other
finishes can be found
here: [Chrome](#)



Spare parts list

No.	Item Number	Name	Quantity used	Delivery time
1	90 28 22 370 00-06	spout	1.00	10
14	09 21 02 140-06	sleeve	2.00	10
7	04 23 10 009 02 90	fixing set	1.00	2
3	09 31 11 099 90	pin	1.00	2
10	09 20 88 052-06	handle	2.00	10
9	04 18 20 022 00-06	angle	2.00	10
17	90 17 11 040 50 90	side panel	1.00	2
8	04 20 88 052 10-06	handle	2.00	10
6	04 30 04 019 00 90	hose	2.00	2
5	09 28 10 140-06	ring	1.00	10
11	90 12 12 219 00-06	base	2.00	10
18	90 17 11 040 51 90	side panel	1.00	2
19	10 125 970-06	Basin Waste with push fastening 1 1/4" - Brushed Platinum	1.00	2
15	09 27 89 105-06	rosette	2.00	10
4	09 14 10 015 90	seal	1.00	2
16	90 14 10 043 00 90	seal	2.00	2
2	90 31 20 109 00 90	plug	1.00	2
12	90 30 11 029 00 90	disc	2.00	2
13	90 30 30 075 00 90	screw	2.00	2