

## TARA Single-hole basin mixer with pop-up waste - Brushed Dark Platinum











TARA

22 513 892



- 165mm projection
- pivotable spout 360°
- circular, air-enriched flow
- height of mixer 295 mm
- height up to aerator 172 mm
- hole diameter 35 mm
- rosette Ø 59 mm
- 2x screw-in M 10 x 1 pressure hose, leak-tested
- max. flow 7 l/min
- lead-free
- This product can help a building meet the requirements of Green Building Rating Systems, e.g. LEED®, BREEAM®, DGNB
- WRAS 1810003

Only suitable for basins with an overflow.

|  |                                |               |
|--|--------------------------------|---------------|
|   | Brushed Dark Platinum          | 22 513 892-99 |
|   | Chrome                         | 22 513 892-00 |
|   | Brushed Platinum               | 22 513 892-06 |
|   | Platinum                       | 22 513 892-08 |
|   | Dark Chrome                    | 22 513 892-19 |
|   | Brushed Durabronze (23kt Gold) | 22 513 892-28 |
|   | Matte Black                    | 22 513 892-33 |
|   | Brushed Champagne (22kt Gold)  | 22 513 892-46 |
|   | Champagne (22kt Gold)          | 22 513 892-47 |
|  | Brushed Chrome                 | 22 513 892-93 |

22 513 892

mm [inches]



### Flow rate chart



### Certificates

ETA\_18512.

WRAS\_1810003.

LGA\_18920.

GDV\_0400194.

22 513 892

Parts for other  
finishes can be found  
here: [Chrome](#)

