












## META Single-lever basin mixer with stand pipe without pop-up waste - Chrome

META

22 584 661 Product version from 5/1/2022



- 202mm projection
- circular, air-enriched flow
- total height 1197 - 1267 mm
- height up to water outlet point 1098 mm
- rosette Ø 135 mm
- max. flow 5.7 l/min
- lead-free
- This product can help a building meet the requirements of Green Building Rating Systems, e.g. LEED®, BREEAM®, DGNB
- pivoting spout
- WRAS

	Chrome	22 584 661-00
	Brushed Platinum	22 584 661-06
	Dark Chrome	22 584 661-19
	Light Gold	22 584 661-26
	Brushed Light Gold	22 584 661-27
	Matte Black	22 584 661-33
	Brushed Dark Brass	22 584 661-39
	Brushed Bronze	22 584 661-42
	Brushed Champagne (22kt Gold)	22 584 661-46
	Champagne (22kt Gold)	22 584 661-47
	Brushed Chrome	22 584 661-93
	Brushed Dark Platinum	22 584 661-99

### Required miscellaneous



- Concealed floor mounting -**
- max. recess depth 150 mm
  - min. recess depth 80 mm

35 945 970 90

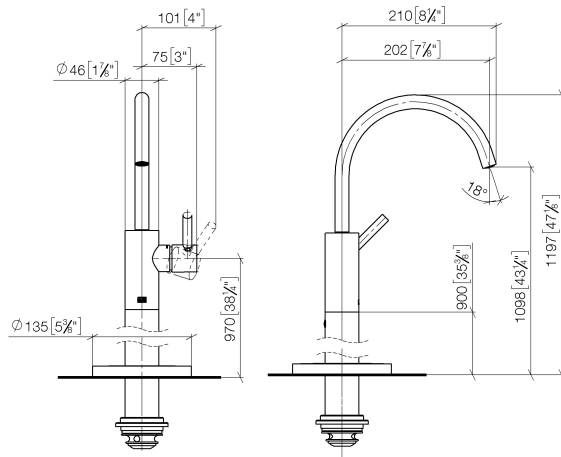
### Required miscellaneous



- Concealed floor mounting -**
- max. recess depth 150 mm
  - min. recess depth 80 mm

35 945 970 90

mm [inches]



### Flow rate chart



### Codes & Standards

DIN 4109

ISO 3822

Scottish Water  
Byelaws

UK Water Supply  
Regulations

### Ü-Zeichen



## META Single-lever basin mixer with stand pipe without pop-up waste - Chrome

---

META

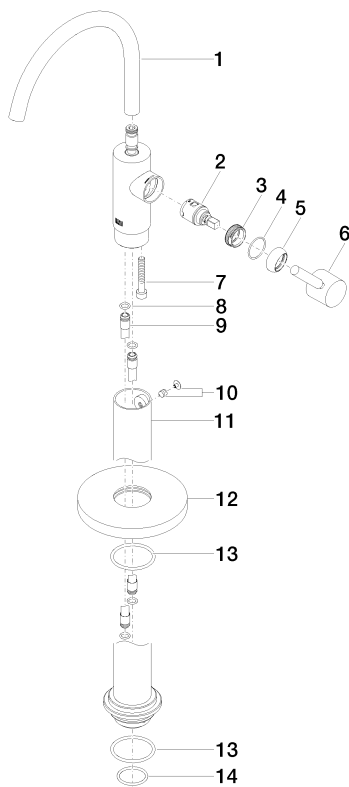
22 584 661 Product version from 5/1/2022

Certificates and sustainability

---

LGA\_38

WRAS\_240502



## Spare parts list

No.	Item Number	Name	Quantity used	Delivery time
12	09 27 88 005-00	rosette	1.00	60
7	09 30 30 111 90	screw	1.00	2
13	09 14 10 084 90	seal	2.00	2
8	09 14 10 139 90	seal	2.00	2
9	04 28 22 022 10 90	connection	2.00	2
4	09 14 10 091 90	seal	1.00	2
14	09 14 10 018 90	seal	1.00	2
5	09 28 30 021-00	cover	1.00	10
6	90 20 66 003 00-00	handle	1.00	10
3	09 24 04 266 90	nut	1.00	2
10	04 31 11 002 00 90	pin	1.00	2
1	90 28 22 313 00-00	spout	1.00	10
2	90 15 05 042 00 90	cartridge	1.00	2
11	90 28 22 574 00-00	pipe	1.00	10