



**Rain shower:**

- rain shower Ø 220 mm
- overhead shower: rain flow
- max. rainshower flow 7 l/min
- Function from: l/min

**hand shower:**

**Control element:**

- rotary diverter for fixed-riser shower/hand shower
- 1500 mm metal shower hose

**Technical data:**

- shower with fixed riser projection 420mm
- height of fittings up to rain shower (bottom edge) 1007mm
- height of fittings up to top edge of elbow 1167mm
- rosette for wall mounting Ø 57mm
- rosette for shower holder Ø 55mm
- rosette for shower mixer Ø 65mm
- Pipe diameter 20 mm
- gauge 150 mm - 13 mm
- 1/2" connection

**Notes:**

- This product can help a building meet the requirements of Green Building Rating Systems, e.g. LEED®, BREEAM®, DGNB

This article does not include a hand shower!

Intrinsic protection against back flow.

|   |                               |               |
|---|-------------------------------|---------------|
|    | Matte Black                   | 26 633 892-33 |
|    | Chrome                        | 26 633 892-00 |
|    | Brushed Platinum              | 26 633 892-06 |
|    | Platinum                      | 26 633 892-08 |
|    | Dark Chrome                   | 26 633 892-19 |
|    | Brushed Durabrass (23kt Gold) | 26 633 892-28 |
|    | Brushed Dark Brass            | 26 633 892-39 |
|    | Brushed Bronze                | 26 633 892-42 |
|    | Brushed Champagne (22kt Gold) | 26 633 892-46 |
|   | Champagne (22kt Gold)         | 26 633 892-47 |
|  | Brushed Chrome                | 26 633 892-93 |
|  | Brushed Dark Platinum         | 26 633 892-99 |

# TARA Showerpipe without hand shower FlowReduce 220 mm - Matte Black


TARA

26 633 892 Product version from 4/1/2024


## Required miscellaneous

|   |                                  |               |
|---|----------------------------------|---------------|
|  | <b>Hand shower - Matte Black</b> | 28 017 979-33 |
|---|----------------------------------|---------------|

## Required miscellaneous

|   |                                  |               |
|---|----------------------------------|---------------|
|  | <b>Hand shower - Matte Black</b> | 28 018 979-33 |
|---|----------------------------------|---------------|

## Required miscellaneous

|   |   |                       |
|---|---|-----------------------|
|  | <b>Hand shower FlowReduce - Matte Black</b> | 28 016 979-33<br>0010 |
|---|---|-----------------------|

## Required miscellaneous

|   |                                  |               |
|---|----------------------------------|---------------|
|  | <b>Hand shower - Matte Black</b> | 28 012 979-33 |
|---|----------------------------------|---------------|


## Required miscellaneous

|   |  |                       |
|---|--|-----------------------|
|  | <b>SERIES-VARIOUS Hand shower FlowReduce - Matte Black</b> | 28 027 979-33<br>0010 |
|---|--|-----------------------|

## Required miscellaneous

|   |  |                       |
|---|--|-----------------------|
|  | <b>SERIES-VARIOUS Hand shower FlowReduce - Matte Black</b> | 28 025 979-33<br>0010 |
|---|--|-----------------------|

## Required miscellaneous

|   |   |                       |
|---|---|-----------------------|
|  | <b>Hand shower FlowReduce - Matte Black</b> | 28 012 979-33<br>0010 |
|---|---|-----------------------|


## Required miscellaneous

|   |                                  |               |
|---|----------------------------------|---------------|
|  | <b>Hand shower - Matte Black</b> | 28 016 979-33 |
|---|----------------------------------|---------------|

## Required miscellaneous

|   |                                  |               |
|---|----------------------------------|---------------|
|  | <b>Hand shower - Matte Black</b> | 28 015 979-33 |
|---|----------------------------------|---------------|

## Required miscellaneous

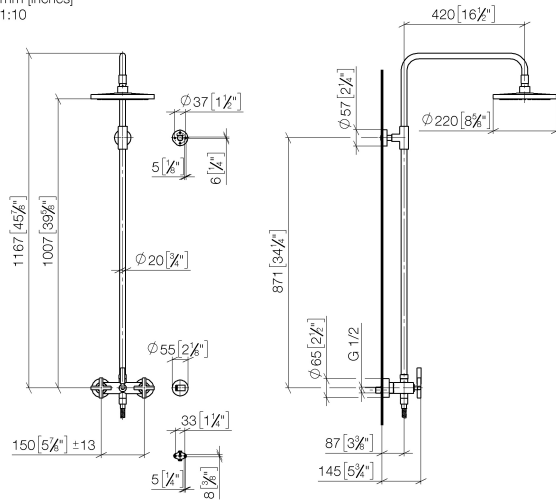
|   |   |                       |
|---|---|-----------------------|
|  | <b>Hand shower FlowReduce - Matte Black</b> | 28 018 979-33<br>0010 |
|---|---|-----------------------|

## Required miscellaneous

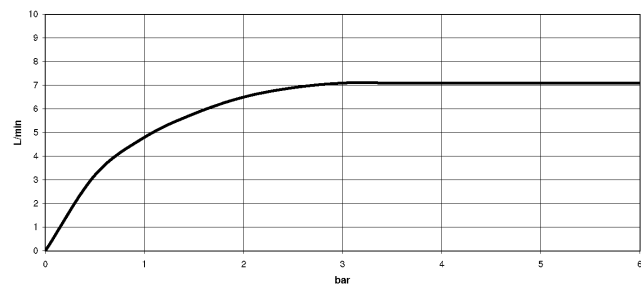
|   |  |                       |
|---|--|-----------------------|
|  | <b>SERIES-VARIOUS Hand shower FlowReduce - Matte Black</b> | 28 029 979-33<br>0010 |
|---|--|-----------------------|

26 633 892 Product version from 4/1/2024

mm [inches]  
1:10



**Flow rate chart**



**Codes & Standards**

DIN 4109

EN 1717

ISO 3822

Scottish Water  
Byelaws

UK Water Supply  
Regulations

Ü-Zeichen



## TARA Showerpipe without hand shower FlowReduce 220 mm - Matte Black

---

TARA

26 633 892 Product version from 4/1/2024

### Certificates and sustainability

---

Belgaqua\_21-023-2 WRAS\_2204

LGA\_38

