

CYO Bath shower set for bath rim or tile edge installation - Chrome






CYO

27 632 811



- 167mm projection
- spout: rectangular normal flow
- max. flow 23.8 l/min at 3 bar flow pressure
- Hand shower: COMPACT RAIN, max. flow rate 6.8 l/min (at 3 bar)
- complete hand shower set with anti-scale system
- automatic bath/shower diverter
- height of mixer 198 mm
- height up to aerator 133 mm
- hole diameter spout 28 mm
- hole diameter for complete hand shower set 32 mm
- rosette for mixer 60 x 60mm
- rosette for complete hand shower set 60 x 60mm
- metal shower hose 1750mm with integrated anti-twist protection
- WRAS

Intrinsic protection against back flow.

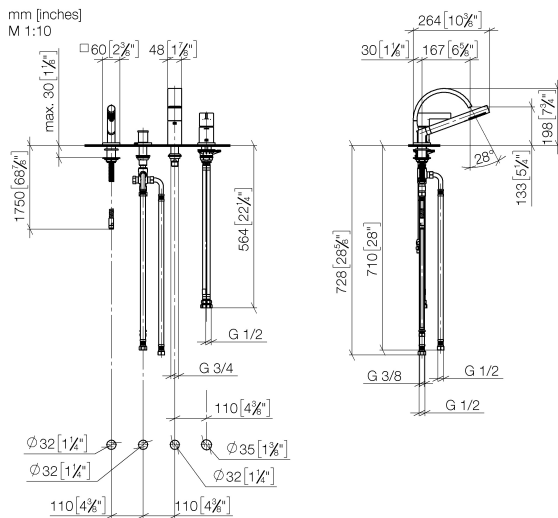
	Chrome	27 632 811-00
	Brushed Platinum	27 632 811-06
	Dark Chrome	27 632 811-19
	Brushed Durabrass (23kt Gold)	27 632 811-28
	Brushed Dark Platinum	27 632 811-99

Recommended miscellaneous

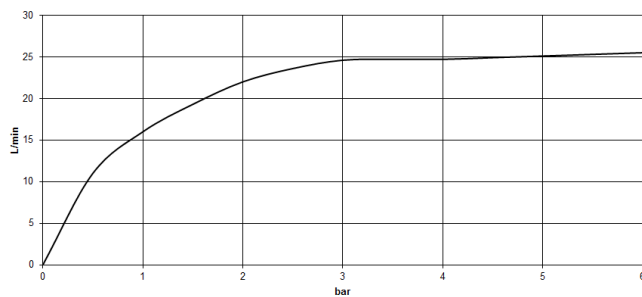
	Perfecto installation kit -	12 614 970 90
---	-----------------------------	---------------

27 632 811

mm [inches]
M 1:10



Flow rate chart



Codes & Standards

ASME A112.18.1	cUPC	DIN 4109	EN 1717
ISO 3822	Scottish Water Byelaws	UK Water Supply Regulations	Ü-Zeichen



CYO Bath shower set for bath rim or tile edge installation - Chrome

CYO

27 632 811

Certificates and sustainability

LGA_38	IAPMO_4976	WRAS_2204	Belgaqua_21-380-2
--------	------------	-----------	-------------------

27 632 811





CYO Bath shower set for bath rim or tile edge installation - Chrome

CYO

27 632 811

Spare parts list

No.	Item Number	Name	Quantity used	Delivery time
8	04 23 10 044 09 90	fixing set	1.00	2
17	09 14 10 201 90	seal	2.00	2
2	29 140 670-00	Two-way diverter for bath rim or tile edge installation - Chrome	1.00	10
1	27 702 980-00	Hand shower set for bath rim or tile edge installation - Chrome	1.00	10
7	09 23 01 057 90	flow reducer	1.00	2
21	04 30 04 021 00 90	hose	2.00	2
12	09 28 30 037-00	cover	1.00	10
9	90 31 20 087 00-00	plug	1.00	10
13	09 31 11 044 90	pin	1.00	2
18	09 30 11 060 90	disc	1.00	2
11	09 20 67 007-00	handle	1.00	10
6	09 30 01 117 90	connection	1.00	2
5	09 14 10 009 90	seal	1.00	2
22	09 24 03 185-00	nipple	2.00	10
14	09 27 67 016-00	rosette	1.00	10
15	09 24 04 448 90	nut	1.00	2
3	90 11 70 013 00-00	spout	1.00	10
23	09 14 05 004 90	seal	2.00	2
4	90 19 70 011 00-00	connection	1.00	10
20	04 23 30 041 00 90	threaded connector	1.00	2
19	04 23 10 044 02 90	fixing set	1.00	2
16	90 15 05 039 00 90	cartridge	1.00	2
10	90 31 11 063 00 90	pin	1.00	2