

MADISON Hand shower FlowReduce - Brushed Dark Platinum















MADISON

28 002 978



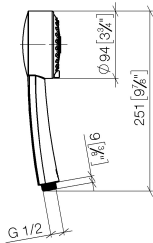
- Three settings: COMPACT RAIN, COMPACT SOFT FLOW, COMPACT AQUAPRESSURE FLOW, max. flow rate 6.8 l/min (at 3 bar)
- with anti-scale system
- spray head Ø 95mm
- 1/2" connection
- This product can help a building meet the requirements of Green Building Rating Systems, e.g. LEED®, BREEAM®, DGNB

Intrinsic protection against back flow.

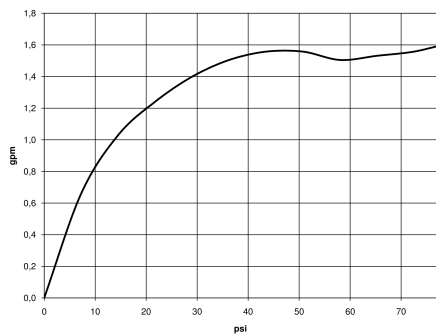
	Brushed Dark Platinum	28 002 978-99 0010
	Chrome	28 002 978-00
	Chrome	28 002 978-00 0010
	Brushed Platinum	28 002 978-06
	Brushed Platinum	28 002 978-06 0010
	Platinum	28 002 978-08
	Platinum	28 002 978-08 0010
	Durabrass (23kt Gold)	28 002 978-09
	Durabrass (23kt Gold)	28 002 978-09 0010
	Brushed Durabrass (23kt Gold)	28 002 978-28
	Brushed Durabrass (23kt Gold)	28 002 978-28 0010
	Brushed Chrome	28 002 978-93
	Brushed Chrome	28 002 978-93 0010
	Brushed Dark Platinum	28 002 978-99

28 002 978


mm [inches]



Flow rate chart



Codes & Standards

ASME A112.18.1	cUPC	DIN 4109	EPA WaterSense
ISO 3822	Ü-Zeichen	WaterSense	



MADISON Hand shower FlowReduce - Brushed Dark Platinum

MADISON

28 002 978

Certificates

IAPMO_4976

LGA_18

IAPMO_11

Parts for other
finishes can be found
here: [Chrome](#)





MADISON Hand shower FlowReduce - Brushed Dark Platinum

MADISON

28 002 978

Spare parts list

No.	Item Number	Name	Quantity used	Delivery time
	09 21 02 115 90	cap	4	2