

Hand shower - Brushed Dark Platinum















SERIES-VARIOUS

28 015 979 Product version from 4/1/2024

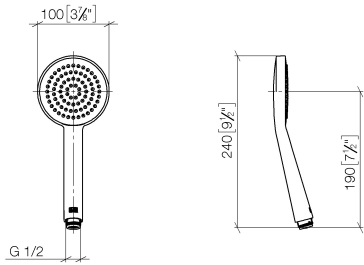


- spray head Ø 100mm
- COMPACT RAIN, max. flow rate 15 l/min (at 3 bar)
- with anti-scale system
- 1/2" connection
- WRAS

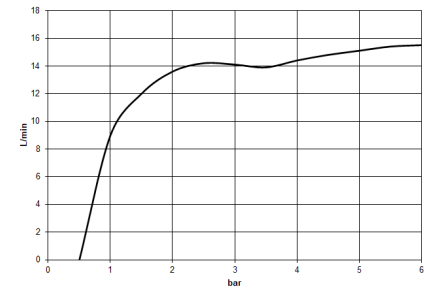
Intrinsic protection against back flow.

	Brushed Dark Platinum	28 015 979-99
	Chrome	28 015 979-00
	Brushed Platinum	28 015 979-06
	Platinum	28 015 979-08
	Dark Chrome	28 015 979-19
	Light Gold	28 015 979-26
	Brushed Light Gold	28 015 979-27
	Brushed Durabronze (23kt Gold)	28 015 979-28
	Matte Black	28 015 979-33
	Brushed Dark Brass	28 015 979-39
	Brushed Bronze	28 015 979-42
	Brushed brass (PVD)	28 015 979-43 0010
	Brushed Champagne (22kt Gold)	28 015 979-46
	Champagne (22kt Gold)	28 015 979-47
	Brushed Chrome	28 015 979-93

mm [inches]



Flow rate chart



Codes & Standards

DIN 4109	EN 1112	ISO 3822	Scottish Water Byelaws
UK Water Supply Regulations	Ü-Zeichen		



Hand shower - Brushed Dark Platinum

SERIES-VARIOUS

28 015 979 Product version from 4/1/2024

Certificates and sustainability

DVGW_DW- 6517DN0	WRAS_2009	LGA_29
---------------------	-----------	--------

28 015 979 Product version from 4/1/2024

Parts for other
finishes can be found
here: [Chrome](#)



Spare parts list

No.	Item Number	Name	Quantity used	Delivery time
1	09 23 01 039 90	sieve	1.00	2