

Hand shower FlowReduce - Matte Black

IMO






28 016 979



- Three or five settings: COMPACT RAIN, COMPACT SOFT FLOW, COMPACT AQUAPRESSURE FLOW, max. flow rate 6.8 l/min (at 3 bar)
- with anti-scale system
- spray head Ø 130 mm
- 1/2" connection
- This product can help a building meet the requirements of Green Building Rating Systems, e.g. LEED®, BREEAM®, DGNB

Intrinsic protection against back flow.

Fits: IMO, LULU, MADISON, MEM, TARA, CL.1, LISSÉ, VAIA, META, CYO

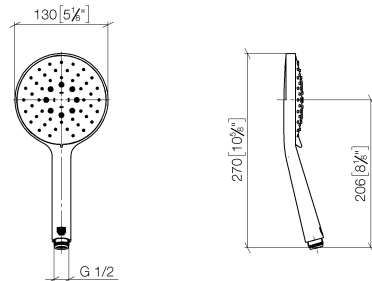
	Matte Black	28 016 979-33 0010
	Chrome	28 016 979-00
	Chrome	28 016 979-00 0010
	Brushed Platinum	28 016 979-06
	Brushed Platinum	28 016 979-06 0010
	Platinum	28 016 979-08 0010
	Platinum	28 016 979-08
	Dark Chrome	28 016 979-19
	Dark Chrome	28 016 979-19 0010
	Brushed Durabass (23kt Gold)	28 016 979-28
	Brushed Durabass (23kt Gold)	28 016 979-28 0010
	Matte Black	28 016 979-33
	Brushed Champagne (22kt Gold)	28 016 979-46 0010
	Brushed Champagne (22kt Gold)	28 016 979-46
	Champagne (22kt Gold)	28 016 979-47
	Champagne (22kt Gold)	28 016 979-47 0010
	Brushed Chrome	28 016 979-93
	Brushed Chrome	28 016 979-93 0010
	Brushed Dark Platinum	28 016 979-99 0010
	Brushed Dark Platinum	28 016 979-99

Hand shower FlowReduce - Matte Black

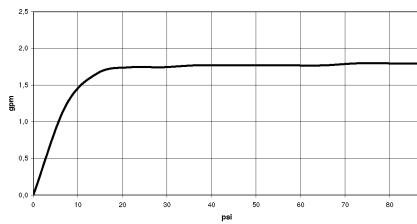
IMO

28 016 979

mm [inches]



Flow rate chart



Certificates

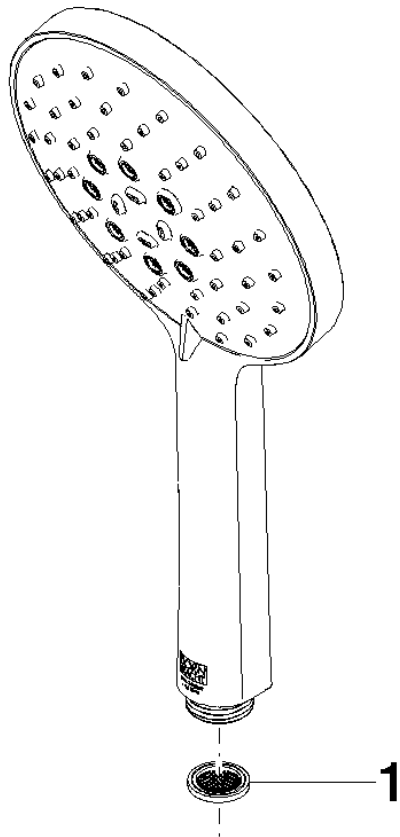
DVGW_DW-
6517DN0129.

LGA_29982.

IAPMO_4976 (4).

28 016 979

Parts for other
finishes can be found
here: [Chrome](#)



Spare parts list

No.	Item Number	Name	Quantity used	Delivery time
1	09 23 01 039 90	sieve	1	2