

Hand shower - Chrome

IMO





















28 017 979



- COMPACT RAIN, max. flow rate 15 l/min (at 3 bar)
- with anti-scale system
- spray head Ø 130 mm
- 1/2" connection

Intrinsic protection against back flow.

Fits: IMO, LULU, MADISON, MEM, TARA,
CL.1, LISSÉ, VAIA, META, CYO

	Chrome	28 017 979-00
	Chrome	28 017 979-00 0010
	Brushed Platinum	28 017 979-06
	Brushed Platinum	28 017 979-06 0010
	Platinum	28 017 979-08
	Platinum	28 017 979-08 0010
	Dark Chrome	28 017 979-19
	Dark Chrome	28 017 979-19 0010
	Brushed Durabass (23kt Gold)	28 017 979-28
	Brushed Durabass (23kt Gold)	28 017 979-28 0010
	Matte Black	28 017 979-33 0010
	Matte Black	28 017 979-33
	Brushed Champagne (22kt Gold)	28 017 979-46
	Brushed Champagne (22kt Gold)	28 017 979-46 0010
	Champagne (22kt Gold)	28 017 979-47
	Champagne (22kt Gold)	28 017 979-47 0010
	Brushed Chrome	28 017 979-93
	Brushed Chrome	28 017 979-93 0010
	Brushed Dark Platinum	28 017 979-99 0010
	Brushed Dark Platinum	28 017 979-99

Hand shower - Chrome

IMO

28 017 979

mm [inches]



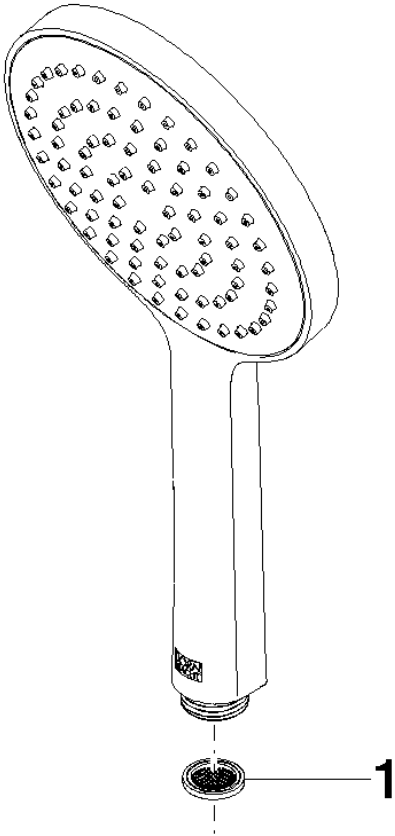
Flow rate chart



Certificates

DVGW_DW-6517DN0129. LGA_29983. WRAS_2009011.

28 017 979



Spare parts list

No.	Item Number	Name	Quantity used	Delivery time
1	09 23 01 039 90	sieve	1	2