

## Rain shower for surface-mounted ceiling installation 300 mm - Light Gold

SERIES SPECIFIC














28 031 970 Product version from 5/1/2022



- rain shower Ø 300 mm
- PURE RAIN, max. flow rate 12 l/min (at 3 bar)
- PURIFY RAIN, max. flow rate 6 l/min (at 3 bar)
- with anti-scale system

### Technical data:

- Distance to ceiling from bottom edge of shower 40 mm
- For simultaneous control of the jet types, we recommend the xTool thermostat module
- WRAS

	Light Gold	28 031 970-26
	Chrome	28 031 970-00
	Brushed Platinum	28 031 970-06
	Platinum	28 031 970-08
	Dark Chrome	28 031 970-19
	Brushed Light Gold	28 031 970-27
	Brushed Durabronze (23kt Gold)	28 031 970-28
	Matte Black	28 031 970-33
	Brushed Dark Brass	28 031 970-39
	Brushed Bronze	28 031 970-42
	Brushed Champagne (22kt Gold)	28 031 970-46
	Champagne (22kt Gold)	28 031 970-47
	Brushed Chrome	28 031 970-93
	Brushed Dark Platinum	28 031 970-99

## Required miscellaneous



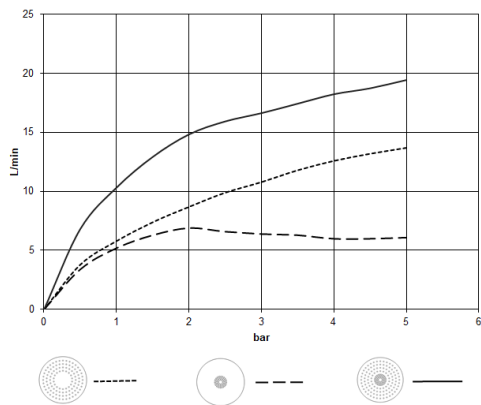
### Concealed ceiling installation box 35 041 970 90 with ceiling fixing -

- concealed rough parts
- min. recess depth 90 mm
- max. recess depth 115 mm
- 2x female thread " outlet

mm [inches]



Flow rate chart



## Codes & Standards

DIN 4109

ISO 3822

Scottish Water  
Byelaws

UK Water Supply  
Regulations

Ü-Zeichen



## Rain shower for surface-mounted ceiling installation 300 mm - Light Gold

SERIES SPECIFIC

28 031 970 Product version from 5/1/2022

Certificates and sustainability

LGA\_38

WRAS\_240502



Spare parts list

No.	Item Number	Name	Quantity used	Delivery time
1	90 17 20 263 00 90	fixing set	1.00	2
3	90 24 03 309 00 90	connection	1.00	2
2	90 24 03 309 01 90	connection	1.00	2