










## TARA Wall-mounted bridge mixer with extending spout - Brushed Champagne (22kt Gold)

TARA

31 151 892



- 365-545mm projection
- pivoting spout
- laminar flow
- 1/2" connection
- max. flow 8.3 l/min at 3 bar flow pressure
- lead-free
- This product can help a building meet the requirements of Green Building Rating Systems, e.g. LEED®, BREEAM®, DGNB

	Brushed Champagne (22kt Gold)	31 151 892-46
	Chrome	31 151 892-00
	Brushed Platinum	31 151 892-06
	Platinum	31 151 892-08
	Durabrand (23kt Gold)	31 151 892-09
	Dark Chrome	31 151 892-19
	Brushed Durabrand (23kt Gold)	31 151 892-28
	Champagne (22kt Gold)	31 151 892-47
	Brushed Chrome	31 151 892-93
	Brushed Dark Platinum	31 151 892-99

## TARA Wall-mounted bridge mixer with extending spout - Brushed Champagne (22kt Gold)

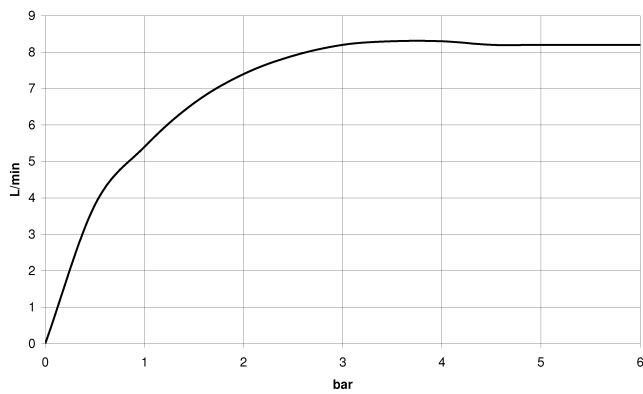
TARA

31 151 892

mm [inches]



Flow rate chart

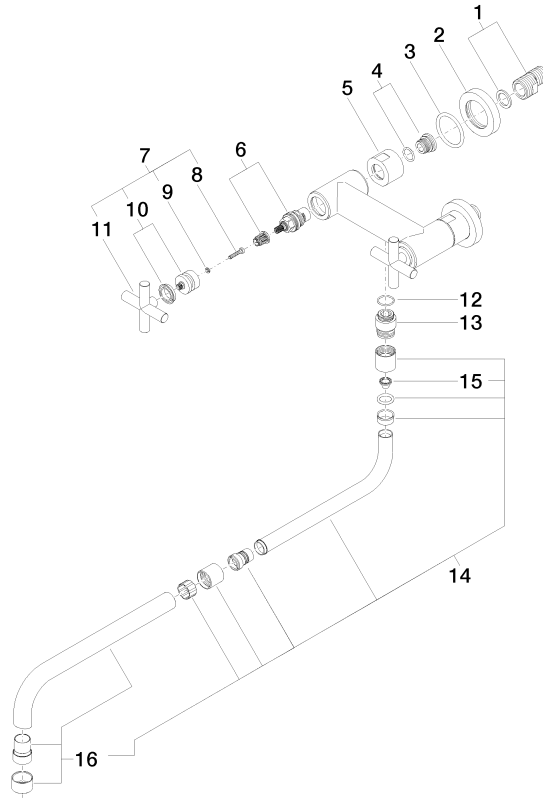


# TARA Wall-mounted bridge mixer with extending spout - Brushed Champagne (22kt Gold)

TARA

31 151 892

Parts for other  
finishes can be found  
here: [Chrome](#)





TARA Wall-mounted bridge mixer with extending spout - Brushed Champagne  
(22kt Gold)

TARA

31 151 892

Spare parts list

No.	Item Number	Name	Quantity used	Delivery time
	04 11 04 003 00 90	connection	27	2