

TARA Profi single-lever mixer - Brushed Platinum








TARA

33 880 888

Product version from 5/31/2010 to 7/23/2018



- 200mm projection
 - pivotable spout 360°
 - air-enriched flow and spray flow
 - height of mixer 415 mm
 - test
 - height up to aerator 275 mm
 - hole diameter 35 mm
 - sprayface with anti-scaling system
 - max. flow 7 l/min at 3 bar flow pressure
 - lead-free
 - This product can help a building meet the requirements of Green Building Rating Systems, e.g. LEED®, BREEAM®, DGNB
- Intrinsic protection against back flow.

	Brushed Platinum	33 880 888-06
	Chrome	33 880 888-00
	Platinum	33 880 888-08
	Dark Chrome	33 880 888-19
	Brushed Bronze	33 880 888-42
	Brushed Chrome	33 880 888-93
	Brushed Dark Platinum	33 880 888-99

Recommended miscellaneous

Strainer waste with control handle

10 710 970-06

- Brushed Platinum



Recommended miscellaneous

Dispenser with rosette - Brushed

82 444 970-06

Platinum



33 880 888 Product version from 5/31/2010 to 7/23/2018



Flow rate chart



Codes & Standards

EN 1717



TARA Profi single-lever mixer - Brushed Platinum

TARA

33 880 888 Product version from 5/31/2010 to 7/23/2018

Certificates and sustainability

Belgaqua_21-027-2

33 880 888 Product version from 5/31/2010 to 7/23/2018

Parts for other
finishes can be found
here: [Chrome](#)





TARA Profi single-lever mixer - Brushed Platinum

TARA

33 880 888 Product version from 5/31/2010 to 7/23/2018

Spare parts list

No.	Item Number	Name	Quantity used	Delivery time
12	90 20 88 040 00-06	handle	1.00	10
3	09 23 01 046 90	back-flow preventer	1.00	2
19	04 23 10 009 02 90	fixing set	1.00	2
20	04 30 04 016 00 90	hose	2.00	60
14	09 31 11 010 90	pin	1.00	2
11	09 24 04 107-06	nut	1.00	10
17	09 14 10 102 90	seal	1.00	2
16	09 20 62 005-06	handle	1.00	10
6	90 19 88 019 00-06	spout	1.00	10
7	04 17 20 014 00-06	holder	1.00	10
1	09 16 02 034 90	spring	1.00	2
5	09 30 01 067 10-06	adaptor	1.00	10
21	09 30 01 010 90	adaptor	1.00	2
18	09 28 10 055-06	rosette	1.00	10
9	90 15 05 065 00 90	cartridge	1.00	2
22	90 12 11 097 11-06	shower	1.00	10
8	90 18 40 035 00 90	sleeve	1.00	2
2	90 30 02 065 00-06	hose	1.00	10
10	90 28 10 148 00 90	accessories	1.00	2
13	90 30 11 032 00 90	disc	1.00	2
4	90 23 01 141 00 90	back-flow preventer	1.00	2
15	90 24 04 048 00-06	nipple	1.00	10