

## Showerpipe with shower thermostat without hand shower - Platinum















SERIES SPECIFIC

34 460 979 Product version from 4/1/2024



- shower with fixed riser projection 453mm
- overhead shower: rain flow
- rain shower Ø 300 mm
- rain shower with anti-scale system
- max. rainshower flow 14 l/min
- Function from: 10 l/min
- rotary diverter with volume control and shut-off function
- slide-on rosettes Ø 70 mm
- height of fittings up to rain shower (bottom edge) 1009mm
- height of fittings up to top edge of elbow 1150mm
- gauge 150 mm - 13 mm
- metal shower hose 1750mm with integrated anti-twist protection
- 1/2" connection
- slide bar
- Pipe diameter 23.5 mm
- quick clearing
- WRAS

This article does not include a hand shower!  
Intrinsic protection against back flow.

	Platinum	34 460 979-08
	Chrome	34 460 979-00
	Brushed Platinum	34 460 979-06
	Dark Chrome	34 460 979-19
	Light Gold	34 460 979-26
	Brushed Light Gold	34 460 979-27
	Brushed Durabronze (23kt Gold)	34 460 979-28
	Matte Black	34 460 979-33
	Brushed Dark Brass	34 460 979-39
	Brushed Bronze	34 460 979-42
	Brushed Champagne (22kt Gold)	34 460 979-46
	Champagne (22kt Gold)	34 460 979-47
	Brushed Chrome	34 460 979-93
	Brushed Dark Platinum	34 460 979-99

## Showerpipe with shower thermostat without hand shower - Platinum

SERIES SPECIFIC

34 460 979 Product version from 4/1/2024


### Required miscellaneous

	<b>Hand shower - Platinum</b>	28 018 979-08
---	-------------------------------	---------------


### Required miscellaneous

	<b>Hand shower - Platinum</b>	28 016 979-08
---	-------------------------------	---------------

### Required miscellaneous

	<b>Hand shower FlowReduce - Platinum</b>	28 016 979-08 0010
---	--	-----------------------

### Required miscellaneous

	<b>Hand shower FlowReduce - Platinum</b>	28 018 979-08 0010
---	--	-----------------------

### Required miscellaneous

	<b>SERIES-VARIOUS Hand shower - Platinum</b>	28 029 979-08
---	--	---------------


### Required miscellaneous

	<b>SERIES-VARIOUS Hand shower FlowReduce - Platinum</b>	28 029 979-08 0010
---	---	-----------------------

### Required miscellaneous

	<b>Hand shower - Platinum</b>	28 012 979-08
---	-------------------------------	---------------

### Required miscellaneous

	<b>Hand shower FlowReduce - Platinum</b>	28 012 979-08 0010
---	--	-----------------------

### Required miscellaneous

	<b>Hand shower - Platinum</b>	28 017 979-08
---	-------------------------------	---------------

### Required miscellaneous

	<b>SERIES-VARIOUS Hand shower FlowReduce - Platinum</b>	28 027 979-08 0010
---	---	-----------------------

### Required miscellaneous

	<b>SERIES-VARIOUS Hand shower FlowReduce - Platinum</b>	28 025 979-08 0010
---	---	-----------------------

34 460 979 Product version from 4/1/2024

mm [inches]  
1:10



### Flow rate chart



### Codes & Standards

DIN 4109

EN 1111

EN 1717

ISO 3822

Scottish Water  
Byelaws

UK Water Supply  
Regulations

Ü-Zeichen



Showerpipe with shower thermostat without hand shower - Platinum

SERIES SPECIFIC

34 460 979    Product version from 4/1/2024

Certificates and sustainability

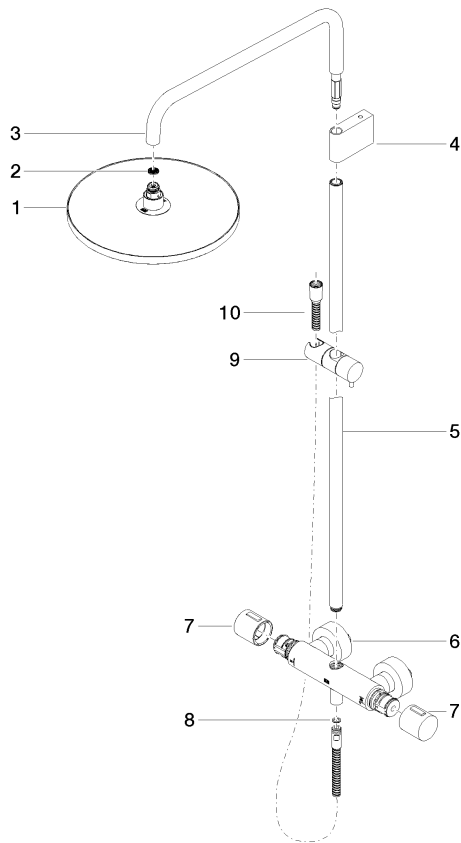
DVGW_DW- 6509DN0	Belgaqua_21-032-2	WRAS_2204	LGA_38
---------------------	-------------------	-----------	--------

## Showerpipe with shower thermostat without hand shower - Platinum

SERIES SPECIFIC

34 460 979 Product version from 4/1/2024

Parts for other  
finishes can be found  
here: [Chrome](#)



### Spare parts list

No.	Item Number	Name	Quantity used	Delivery time
	10 28 322 970-08	Metal shower hose 1/2" x 3/8" x 1750 mm - Platinum	1.00	40
	3 90 28 22 348 00-08	pipe	1.00	40
	4 90 17 11 150 00-08	holder	1.00	40
	9 12 570 970-08	Slide unit - Platinum	1.00	80
	7 90 17 33 015 00-08	handle	2.00	40
	5 90 28 22 349 00-08	pipe	1.00	40
	6 04 17 01 250 00-08	connection	1.00	40
	2 09 23 01 039 90	sieve	1.00	2
	1 04 12 05 091 00-08	shower	1.00	40
	8 90 14 20 026 00 90	seal	1.00	2