


WATER BAR Concealed body spray - Brushed Chrome

SERIES-VARIOUS















36 527 979 Product version from 10/1/2023



- HORIZONTAL RAIN, max. flow rate 9 l/min (at 3 bar)
- Function from: l/min
- with anti-scale system

Technical data:

- cover plate 240 x 60 mm
- 1/2" connection

	Brushed Chrome	36 527 979-93
	Chrome	36 527 979-00
	Brushed Platinum	36 527 979-06
	Platinum	36 527 979-08
	Dark Chrome	36 527 979-19
	Light Gold	36 527 979-26
	Brushed Light Gold	36 527 979-27
	Brushed Durabronze (23kt Gold)	36 527 979-28
	Matte Black	36 527 979-33
	Brushed Dark Bronze	36 527 979-39
	Brushed Bronze	36 527 979-42
	Brushed Champagne (22kt Gold)	36 527 979-46
	Champagne (22kt Gold)	36 527 979-47
	Brushed Dark Platinum	36 527 979-99

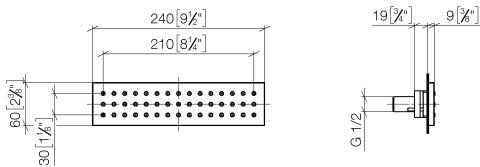
Required miscellaneous



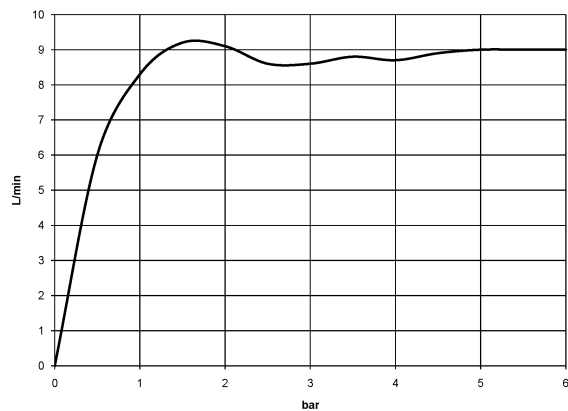
Concealed wall installation box - 35 206 970 90

- max. recess depth 173 mm
- min. recess depth 100 mm

mm [inches]



Flow rate chart



Codes & Standards

DIN 4109

ISO 3822

Ü-Zeichen



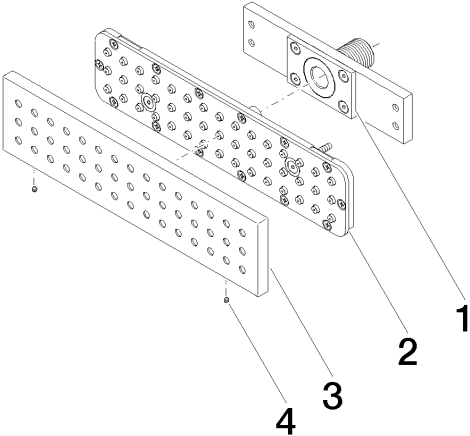
WATER BAR Concealed body spray - Brushed Chrome

SERIES-VARIOUS

36 527 979 Product version from 10/1/2023

Certificates and sustainability

LGA_38



Spare parts list

No.	Item Number	Name	Quantity used	Delivery time
1	90 11 02 137 00 90	connection	1.00	2
2	90 11 02 332 01-00	insert	1.00	10
3	09 27 99 001-93	rosette	1.00	20
4	09 31 11 006 90	pin	2.00	2