





DORNBRAUCH YARRE Wall-mounted single-lever basin mixer without pop-up waste - Soft Black

DORNBRAUCH  
YARRE

36 860 832 Product version from 1/1/2023



- 170mm projection
- fixed spout
- circular, air-enriched flow
- hole diameter spout 37 mm
- hole diameter single-lever mixer 57 mm
- rosette for mixer 78 x 78mm
- max. flow 6.8 l/min
- lead-free
- rosette for spout Ø 60mm
- rosette for mixer Ø 78mm
- WRAS

	Soft Black	36 860 832-69
	Chrome	36 860 832-00

Required miscellaneous



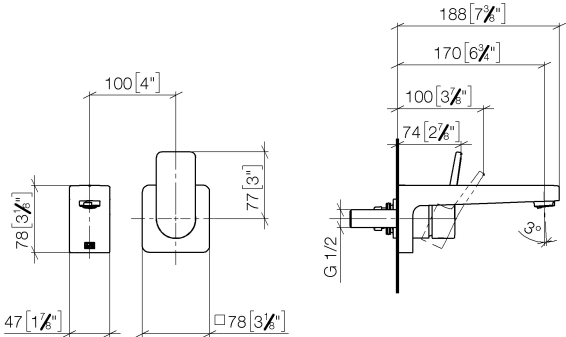
**SERIES SPECIFIC Concealed wall-mounted single-lever mixer mixer on right -** 35 870 970 90

DORNBACHT YARRE Wall-mounted single-lever basin mixer without pop-up waste - Soft Black

DORNBACHT  
YARRE

36 860 832
Product version from 1/1/2023

mm [inches]



Flow rate chart



Codes & Standards

DIN 4109	EN 817	ISO 3822	Scottish Water Byelaws
UK Water Supply Regulations	Ü-Zeichen	XP P 41-280	



DORNBACHT YARRE Wall-mounted single-lever basin mixer without pop-up  
waste - Soft Black

DORNBACHT  
YARRE

36 860 832 Product version from 1/1/2023

Certificates and sustainability

AbP\_10

ACS\_23 ACC NY

WRAS\_240504

DVGW\_DW-  
6512DO0



## Spare parts list

No.	Item Number	Name	Quantity used	Delivery time
4	90 27 83 027 00-69	rosette	1.00	2
7	90 20 83 072 00-69	handle	1.00	2
5	90 15 05 071 00 90	cartridge	1.00	2
1	09 24 03 080 90	extension	1.00	2
6	90 11 02 393 00-69	cover	1.00	2
3	90 11 06 224 00-69	spout	1.00	2
2	90 24 03 316 00 90	nipple	1.00	2
8	90 30 09 064 00 90	key	1.00	2