






## SERIES-VARIOUS AQUAHALO Rain panel - Brushed Champagne (22kt Gold)

41 750 979



- exposed trim parts
- Rain panel with 3 different flow modes
- AQUACIRCLE RAIN: Circular rain curtain, max. flow rate 14 l/min (at 3 bar)
- TEMPEST RAIN: Natural rain, max. flow rate 9 l/min (at 3 bar)
- DIAMOND RAIN: Ring of rain, max. flow rate 6.8 l/min (at 3 bar)
- Outer diameter: 605 mm, opening diameter: 465 mm
- Weight: 6 kg
- central LED Spot 3000 K
- Protection rating IP67
- Recommended control element: xTool
- Not suitable for use in a steam room.

|  |                               |               |
|--|-------------------------------|---------------|
|  | Brushed Champagne (22kt Gold) | 41 750 979-46 |
|  | Chrome                        | 41 750 979-00 |
|  | Brushed Platinum              | 41 750 979-06 |
|  | Matte Black                   | 41 750 979-33 |
|  | Champagne (22kt Gold)         | 41 750 979-47 |

### Required miscellaneous



#### **SERIES-VARIOUS AQUAHALO** 35 750 970-46

##### **Concealed ceiling installation box - Brushed Champagne (22kt Gold)**

- concealed rough parts
- Ceiling installation enclosure 605 x 605 x 95 mm
- Weight: 10 kg
- min. recess depth 110 mm

SERIES-VARIOUS AQUAHALO Rain panel - Brushed Champagne (22kt Gold)

41 750 979



Flow rate chart



## SERIES-VARIOUS AQUAHALO Rain panel - Brushed Champagne (22kt Gold)

41 750 979

### Product version from 4/1/2024

Parts for other  
finishes can be found  
here: [Chrome](#)





SERIES-VARIOUS AQUAHALO Rain panel - Brushed Champagne (22kt Gold)

41 750 979

Spare parts list

Product version from 4/1/2024

| No. | Item Number        | Name        | Quantity used | Delivery time |
|-----|--------------------|-------------|---------------|---------------|
|     | 90 28 22 605 01-46 | distributor | 13            | 60            |