

# Shower set - Chrome

IMO

ST 050 203 9979



Fits: IMO, LULU, MEM, TARA, CL.1, LISSÉ, VAIA, META, CYO

- slide bar
- Pipe diameter 18 mm
- gauge 853 mm
- metal shower hose 1750mm with integrated anti-twist protection
- shower hose connector 3/8"
- Three or five settings: COMPACT RAIN, COMPACT SOFT FLOW, COMPACT AQUAPRESSURE FLOW, max. flow rate 15 l/min (at 3 bar)
- Function from: 7 l/min
- spray head Ø 100mm

|  |                                |                         |
|--|--------------------------------|-------------------------|
|    | Chrome                         | ST 050 203 9979-00      |
|    | Chrome                         | ST 050 203 2979-00 0010 |
|    | Brushed Platinum               | ST 050 203 9979-06      |
|    | Brushed Platinum               | ST 050 203 2979-06 0010 |
|    | Platinum                       | ST 050 203 9979-08      |
|    | Platinum                       | ST 050 203 2979-08 0010 |
|    | Dark Chrome                    | ST 050 203 9979-19      |
|    | Dark Chrome                    | ST 050 203 2979-19 0010 |
|    | Light Gold                     | ST 050 203 2979-26 0010 |
|    | Light Gold                     | ST 050 203 9979-26      |
|    | Brushed Light Gold             | ST 050 203 2979-27 0010 |
|   | Brushed Light Gold             | ST 050 203 9979-27      |
|  | Brushed Durabronze (23kt Gold) | ST 050 203 9979-28      |
|  | Brushed Durabronze (23kt Gold) | ST 050 203 2979-28 0010 |
|  | Matte Black                    | ST 050 203 9979-33      |
|  | Matte Black                    | ST 050 203 2979-33 0010 |
|  | Brushed Bronze                 | ST 050 203 9979-42      |
|  | Brushed Bronze                 | ST 050 203 2979-42 0010 |
|  | Brushed Champagne (22kt Gold)  | ST 050 203 9979-46      |
|  | Brushed Champagne (22kt Gold)  | ST 050 203 2979-46 0010 |
|  | Champagne (22kt Gold)          | ST 050 203 9979-47      |
|  | Champagne (22kt Gold)          | ST 050 203 2979-47 0010 |
|  | Brushed Chrome                 | ST 050 203 9979-93      |
|  | Brushed Chrome                 | ST 050 203 2979-93 0010 |
|  | Brushed Dark Platinum          | ST 050 203 9979-99      |
|  | Brushed Dark Platinum          | ST 050 203 2979-99 0010 |

Shower set - Chrome

IMO

ST 050 203 9979

Individual components of this set

You need the following components for this set



1x

26 413 979-00



1x

28 018 979-00

# Shower set - Chrome

IMO

ST 050 203 9979



Fits: IMO, LULU, MEM, TARA, CL.1, LISSÉ,  
VAIA, META, CYO

- slide bar
- Pipe diameter 18 mm
- gauge 853 mm
- metal shower hose 1750mm with integrated anti-twist protection
- shower hose connector 3/8"
- WRAS 2009048

This article does not include a hand shower!

|  |                                |              |
|--|--------------------------------|--------------|
|    | Chrome                         | 26 413 979-0 |
|    | Brushed Platinum               | 26 413 979-0 |
|    | Platinum                       | 26 413 979-0 |
|    | Dark Chrome                    | 26 413 979-1 |
|    | Light Gold                     | 26 413 979-2 |
|    | Brushed Light Gold             | 26 413 979-2 |
|    | Brushed Durabronze (23kt Gold) | 26 413 979-2 |
|    | Matte Black                    | 26 413 979-3 |
|    | Brushed Bronze                 | 26 413 979-4 |
|    | Brushed Champagne (22kt Gold)  | 26 413 979-4 |
|    | Champagne (22kt Gold)          | 26 413 979-4 |
|   | Brushed Chrome                 | 26 413 979-9 |
|  | Brushed Dark Platinum          | 26 413 979-9 |

ST 050 203 9979

0  
—  
6  
—  
8  
—  
9  
—  
6  
—  
7  
—  
8  
—  
3  
—  
2  
—  
6  
—  
7  
—  
3  
—  
9  
—



## Shower set - Chrome


IMO

ST 050 203 9979


### Recommended miscellaneous

|   |  |               |
|---|--|---------------|
|  | <b>Concealed wall elbow -</b><br>•max. recess depth 163 mm<br>•min. recess depth 90 mm | 35 085 970 90 |
|---|--|---------------|


### Recommended miscellaneous

|   |                                  |               |
|---|----------------------------------|---------------|
|  | <b>LISSÉ Wall elbow - Chrome</b> | 28 450 845-00 |
|---|----------------------------------|---------------|


### Required miscellaneous

|   |  |               |
|---|--|---------------|
|  | <b>Hand shower - Chrome</b><br>•Max. flow rate 15 l/min (at 3 bar) | 28 017 979-00 |
|---|--|---------------|


### Required miscellaneous

|   |  |               |
|---|--|---------------|
|  | <b>Hand shower - Chrome</b><br>•Max. flow rate 15 l/min (at 3 bar) | 28 016 979-00 |
|---|--|---------------|


### Required miscellaneous

|   |  |                    |
|---|--|--------------------|
|  | <b>Hand shower FlowReduce - Chrome</b><br>•Max. flow rate 6.8 l/min (at 3 bar) | 28 016 979-00 0010 |
|---|--|--------------------|


### Required miscellaneous

|   |  |                    |
|---|--|--------------------|
|  | <b>Hand shower FlowReduce - Chrome</b><br>•Max. flow rate 6.8 l/min (at 3 bar) | 28 018 979-00 0010 |
|---|--|--------------------|


### Required miscellaneous

|   |  |                    |
|---|--|--------------------|
|  | <b>SERIES-VARIOUS Hand shower - Chrome</b><br>•COMPACT RAIN, max. flow rate 6.8 l/min (at 3 bar) | 28 029 979-00 0010 |
|---|--|--------------------|


### Recommended miscellaneous

|   |                            |               |
|---|----------------------------|---------------|
|  | <b>Wall elbow - Chrome</b> | 28 450 980-00 |
|---|----------------------------|---------------|


### Required miscellaneous

|   |  |               |
|---|--|---------------|
|  | <b>Hand shower - Chrome</b><br>•Max. flow rate 15 l/min (at 3 bar) | 28 015 979-00 |
|---|--|---------------|


### Required miscellaneous

|   |  |                    |
|---|--|--------------------|
|  | <b>Hand shower FlowReduce - Chrome</b><br>•Max. flow rate 6.8 l/min (at 3 bar) | 28 012 979-00 0010 |
|---|--|--------------------|


### Required miscellaneous

|   |  |               |
|---|--|---------------|
|  | <b>Hand shower - Chrome</b><br>•Max. flow rate 15 l/min (at 3 bar) | 28 012 979-00 |
|---|--|---------------|


### Required miscellaneous

|   |  |               |
|---|--|---------------|
|  | <b>Hand shower - Chrome</b><br>•Max. flow rate 15 l/min (at 3 bar) | 28 018 979-00 |
|---|--|---------------|

### Required miscellaneous

|   |   |               |
|---|---|---------------|
|  | <b>SERIES-VARIOUS Hand shower - Chrome</b><br>•COMPACT RAIN, max. flow rate 15 l/min (at 3 bar) | 28 029 979-00 |
|---|---|---------------|

### Required miscellaneous

|   |  |                    |
|---|--|--------------------|
|  | <b>SERIES-VARIOUS Hand shower - Chrome</b><br>•Max. flow rate 5 l/min (at 3 bar) | 28 025 979-00 0010 |
|---|--|--------------------|

ST 050 203 9979



**Certificates**

IAPMO\_4976      WRAS\_2009      ACS\_20 ACC LY



Shower set - Chrome

IMO

ST 050 203 9979

Codes & Standards

|                |      |                           |                                |
|----------------|------|---------------------------|--------------------------------|
| ASME A112.18.1 | cUPC | Scottish Water<br>Byelaws | UK Water Supply<br>Regulations |
| XP P 41-280    |      |                           |                                |



**Product version from 10/1/2023**





Shower set - Chrome

IMO

ST 050 203 9979

Spare parts list

Product version from 10/1/2023

| No. | Item Number        | Name       | Quantity used | Delivery time |
|-----|--------------------|------------|---------------|---------------|
|     | 05 17 20 726 02 90 | fixing set | 13            | 2             |

# Shower set - Chrome

IMO



























ST 050 203 9979



- Three or five settings: COMPACT RAIN, COMPACT SOFT FLOW, COMPACT AQUAPRESSURE FLOW, max. flow rate 15 l/min (at 3 bar)
- with anti-scale system
- spray head Ø 100mm
- 1/2" connection
- WRAS 2210003
- Function from: 7 l/min

Intrinsic protection against back flow.

Fits: IMO, LULU, MADISON, MEM, TARA, CL.1, LISSÉ, VAIA, META, CYO

|  |                                |                   |
|--|--------------------------------|-------------------|
|    | Chrome                         | 28 018 979-0      |
|    | Chrome                         | 28 018 979-00 001 |
|    | Brushed Platinum               | 28 018 979-0      |
|    | Brushed Platinum               | 28 018 979-06 001 |
|    | Platinum                       | 28 018 979-0      |
|    | Platinum                       | 28 018 979-08 001 |
|    | Dark Chrome                    | 28 018 979-1      |
|    | Dark Chrome                    | 28 018 979-19 001 |
|    | Light Gold                     | 28 018 979-26 001 |
|    | Light Gold                     | 28 018 979-2      |
|    | Brushed Light Gold             | 28 018 979-27 001 |
|  | Brushed Light Gold             | 28 018 979-2      |
|  | Brushed Durabronze (23kt Gold) | 28 018 979-2      |
|  | Brushed Durabronze (23kt Gold) | 28 018 979-28 001 |
|  | Matte Black                    | 28 018 979-3      |
|  | Matte Black                    | 28 018 979-33 001 |
|  | Brushed Bronze                 | 28 018 979-4      |
|  | Brushed Bronze                 | 28 018 979-42 001 |
|  | Brushed Champagne (22kt Gold)  | 28 018 979-4      |
|  | Brushed Champagne (22kt Gold)  | 28 018 979-46 001 |
|  | Champagne (22kt Gold)          | 28 018 979-4      |
|  | Champagne (22kt Gold)          | 28 018 979-47 001 |
|  | Brushed Chrome                 | 28 018 979-9      |
|  | Brushed Chrome                 | 28 018 979-93 001 |
|  | Brushed Dark Platinum          | 28 018 979-9      |
|  | Brushed Dark Platinum          | 28 018 979-99 001 |



Shower set - Chrome

IMO

ST 050 203 9979

0  
—  
0  
—  
6  
—  
0  
—  
8  
—  
0  
—  
9  
—  
0  
—  
0  
—  
6  
—  
0  
—  
7  
—  
8  
—  
0  
—  
3  
—  
0  
—  
2  
—  
0  
—  
6  
—  
0  
—  
7  
—  
0  
—  
3  
—  
0  
—  
9  
—  
0  
—





ST 050 203 9979

mm [inches]



### Flow rate chart



### Certificates

WRAS\_2210

DVGW\_DW-  
6517DN0

LGA\_29



Shower set - Chrome

IMO

ST 050 203 9979

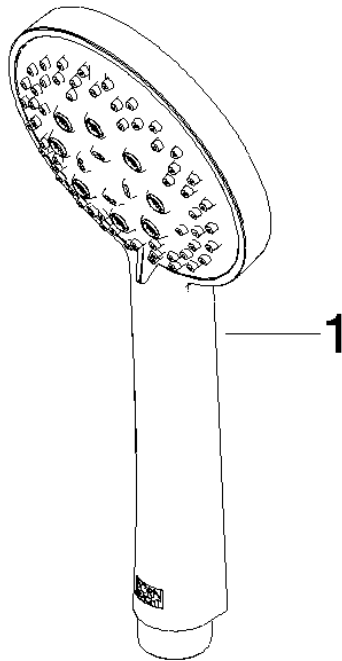
Codes & Standards

|                                |           |          |                           |
|--------------------------------|-----------|----------|---------------------------|
| DIN 4109                       | EN 1112   | ISO 3822 | Scottish Water<br>Byelaws |
| UK Water Supply<br>Regulations | Ü-Zeichen |          |                           |





**Product version from 4/1/2024**





Shower set - Chrome

IMO

ST 050 203 9979

Spare parts list

Product version from 4/1/2024

| No. | Item Number     | Name  | Quantity used | Delivery time |
|-----|-----------------|-------|---------------|---------------|
|     | 09 23 01 039 90 | sieve | 1             | 2             |