

## Wall-mounted basin spout without pop-up waste - Brushed Durabronze (23kt Gold)




SERIES SPECIFIC

13 800 882 Product version from 3/13/2017



- 190mm projection
- fixed spout
- circular, air-enriched flow
- hole diameter 40 mm
- rosette Ø 60 mm
- 1/2" connection
- plug-link mounting
- max. flow 7 l/min
- lead-free
- This product can help a building meet the requirements of Green Building Rating Systems, e.g. LEED®, BREEAM®, DGNB
- WRAS

For Touchfree control please order eSet Touchfree with temperature adjustment

	Brushed Durabronze (23kt Gold)	13 800 882-28
	Chrome	13 800 882-00
	Dark Chrome	13 800 882-19
	Brushed Bronze	13 800 882-42
	Brushed Champagne (22kt Gold)	13 800 882-46
	Champagne (22kt Gold)	13 800 882-47
	Brushed Chrome	13 800 882-93
	Brushed Dark Platinum	13 800 882-99

### Recommended miscellaneous

#### Concealed wall elbow -

35 085 970 90

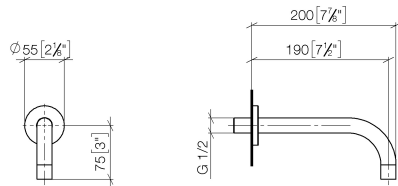


- max. recess depth 163 mm
- min. recess depth 90 mm

## Wall-mounted basin spout without pop-up waste - Brushed Durabronz (23kt Gold)

SERIES SPECIFIC

13 800 882 Product version from 3/13/2017  
mm [inches]



Flow rate chart



### Codes & Standards

DIN 4109

ISO 3822

Scottish Water  
Byelaws

UK Water Supply  
Regulations

Ü-Zeichen



## Wall-mounted basin spout without pop-up waste - Brushed Durabross (23kt Gold)

SERIES SPECIFIC

---

13 800 882 Product version from 3/13/2017

Certificates and sustainability

---

LGA\_29

WRAS\_240602

Wall-mounted basin spout without pop-up waste - Brushed Durabronz (23kt Gold)

SERIES SPECIFIC

13 800 882    Product version from 3/13/2017



Spare parts list

No.	Item Number	Name	Quantity used	Delivery time
1	09 24 03 081 10 90	extension	1.00	2
3	09 27 22 503-28	rosette	1.00	20
4	90 23 01 019 00-28	aerator	1.00	20
2	90 14 10 026 00 90	seal	1.00	2