







CL.1 Deck valve anti-clockwise closing hot - Brushed Dark Platinum

20 000 706 Product version from 3/9/2015

- hole diameter valve 32 mm
- rosette 60 x 60 mm
- with hot marking
- WRAS

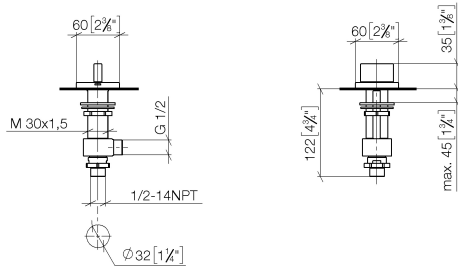


	Brushed Dark Platinum	20 000 706-99
	Chrome	20 000 706-00
	Brushed Platinum	20 000 706-06
	Dark Chrome	20 000 706-19
	Brushed Champagne (22kt Gold)	20 000 706-46
	Champagne (22kt Gold)	20 000 706-47

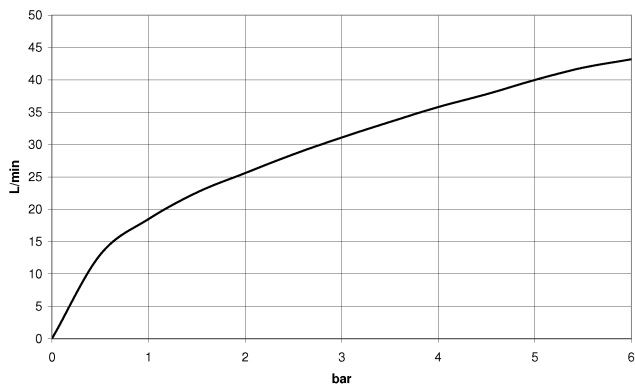
CL.1 Deck valve anti-clockwise closing hot - Brushed Dark Platinum

20 000 706 Product version from 3/9/2015

mm [inches]



Flow rate chart



Codes & Standards

ASME A112.18.1

cUPC

DIN 4109

ISO 3822

Scottish Water
Byelaws

UK Water Supply
Regulations

Ü-Zeichen



CL.1 Deck valve anti-clockwise closing hot - Brushed Dark Platinum

20 000 706 Product version from 3/9/2015

Certificates

IAPMO_4976

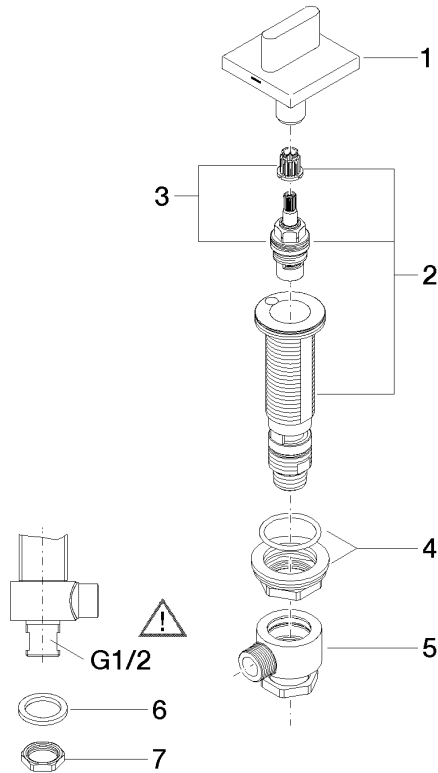
WRAS_2103

LGA_28

CL.1 Deck valve anti-clockwise closing hot - Brushed Dark Platinum

20 000 706 Product version from 3/9/2015

Parts for other finishes can be found here: [Chrome](#)



Spare parts list

No.	Item Number	Name	Quantity used	Delivery time
1	90 20 70 051 05-99	handle (hot)	1	20
2	04 17 11 058 32 90	side panel	1	2
3	90 90 03 132 00 90	top	1	2
4	04 23 10 032 78 90	fixing set	1	2
5	04 17 11 023 10 90	distributor	1	2
6	90 23 30 040 00-99	threaded connector	1	20
7	09 30 11 059 90	disc	1	2
8	09 23 10 012 90	nut	1	2