

LISSÉ Three-hole basin mixer with pop-up waste - Matte Black








LISSÉ

20 713 845 Product version from 3/9/2016



- 130mm projection
 - fixed spout
 - circular, air-enriched flow
 - height of mixer 95 mm
 - height up to aerator 75 mm
 - hole diameter valve 32 mm
 - hole diameter spout 35 mm
 - rosette Ø 48 mm
 - max. flow 5.7 l/min
 - lead-free
 - WRAS
 - This product can help a building meet the requirements of Green Building Rating Systems, e.g. LEED®, BREEAM®, DGNB
- Only suitable for basins with an overflow.**

Only suitable for basins with an overflow.

	Matte Black	20 713 845-33
	Chrome	20 713 845-00
	Brushed Platinum	20 713 845-06
	Dark Chrome	20 713 845-19
	Brushed Light Gold	20 713 845-27
	Brushed Chrome	20 713 845-93
	Brushed Dark Platinum	20 713 845-99

Required miscellaneous



High pressure hoses -
• 2x 3/8" x 1/2" x 500mm high
pressure hose

12 506 970 90

20 713 845 Product version from 3/9/2016



Flow rate chart



Codes & Standards

DIN 4109

ISO 3822

Scottish Water
Byelaws

UK Water Supply
Regulations

Ü-Zeichen



LISSE Three-hole basin mixer with pop-up waste - Matte Black

LISSE

20 713 845 Product version from 3/9/2016

Certificates and sustainability

WRAS_2210

LGA_29



Spare parts list

No.	Item Number	Name	Quantity used	Delivery time
1	09 31 09 120-33	pull-rod	1.00	30
13	04 23 10 032 78 90	fixing set	2.00	2
15	90 90 03 150 00 90	top	1.00	2
6	09 20 84 025-33	handle (hot)	1.00	30
2	90 11 84 013 00-33	spout	1.00	30
4	09 31 11 012 90	pin	1.00	2
3	04 30 04 019 00 90	hose	2.00	2
5	04 30 11 038 75 90	fixing set	1.00	2
14	04 17 11 055 50 90	side panel	1.00	2
10	09 27 84 023-33	rosette	2.00	30
9	09 20 84 024-33	handle (cold)	1.00	30
8	90 90 03 151 00 90	top	1.00	2
7	04 17 11 055 51 90	side panel	1.00	2
11	09 14 10 098 90	seal	2.00	2
12	09 18 40 206 90	ring	2.00	2
17	90 11 01 001 00-33	pop-up waste	1.00	30
16	90 23 30 040 00-33	threaded connector	2.00	30