













WATER TUBE Kneipp wall elbow with hose holder with individual rosettes -  
Brushed Platinum

SERIES SPECIFIC

|   |  |   |   |
|---|--|---|---|
| 27 821 979  | Product version up to 3/12/2018  |   |   |
|  | <ul style="list-style-type: none"> <li>• LAMINAR FLOW, max. flow rate 15 l/min (at 3 bar)</li> <li>• with volume control</li> <li>• rosette 60 x 60 mm</li> <li>• holder for Kneipp hose</li> <li>• 1/2" wall elbow</li> <li>• without hose</li> </ul> |    | Brushed Platinum 27 821 979-06              |
|   | Intrinsic protection against back flow.  |    | Chrome 27 821 979-00                        |
|   | Product change as of 1.4.2023: max. flow 15 l/min  |    | Platinum 27 821 979-08                      |
|   |  |    | Dark Chrome 27 821 979-19                   |
|   |  |    | Brushed Light Gold 27 821 979-27            |
|   |  |    | Brushed Durabrass (23kt Gold) 27 821 979-28 |
|   |  |    | Matte Black 27 821 979-33                   |
|   |  |    | Brushed Champagne (22kt Gold) 27 821 979-46 |
|   |  |    | Champagne (22kt Gold) 27 821 979-47         |
|   |  |   | Brushed Chrome 27 821 979-93                |
|   |  |  | Brushed Dark Platinum 27 821 979-99         |

Recommended miscellaneous

|   |                               |               |
|---|-------------------------------|---------------|
|  | <b>Concealed wall elbow -</b> | 35 085 970 90 |
|   | •max. recess depth 163 mm     |               |
|   | •min. recess depth 90 mm      |               |

Required miscellaneous

|   |                                     |               |
|---|-------------------------------------|---------------|
|  | <b>WATER TUBE Kneipp hose black</b> | 28 286 979-06 |
|   | <b>2000 mm - Brushed Platinum</b>   |               |
|   | •with holding ring                  |               |
|   | •hose nozzle with sleeve M33        |               |

Required miscellaneous

|   |                                     |               |
|---|-------------------------------------|---------------|
|  | <b>WATER TUBE Kneipp hose white</b> | 28 285 979-06 |
|   | <b>2000 mm - Brushed Platinum</b>   |               |
|   | •with holding ring                  |               |
|   | •hose nozzle with sleeve M33        |               |

## WATER TUBE Kneipp wall elbow with hose holder with individual rosettes - Brushed Platinum

SERIES SPECIFIC

27 821 979 Product version up to 3/12/2018  
mm [inches]



### Flow rate chart



### Codes & Standards

EN 1717



## WATER TUBE Kneipp wall elbow with hose holder with individual rosettes - Brushed Platinum

---

SERIES SPECIFIC

27 821 979 Product version up to 3/12/2018

Certificates and sustainability

---

Belgaqua\_22\_280\_2

# WATER TUBE Kneipp wall elbow with hose holder with individual rosettes - Brushed Platinum

SERIES SPECIFIC

27 821 979 Product version up to 3/12/2018



## Spare parts list

| No. | Item Number        | Name                | Quantity used | Delivery time |
|-----|--------------------|---------------------|---------------|---------------|
| 6   | 90 31 11 112 00 90 | pin                 | 1.00          | 2             |
| 13  | 05 30 31 025 00 90 | fixing set          | 1.00          | 2             |
| 16  | 09 31 11 148 90    | pin                 | 2.00          | 2             |
| 3   | 90 23 01 146 00 90 | flow reducer        | 1.00          | 2             |
| 10  | 09 27 97 021-06    | rosette             | 1.00          | 10            |
| 1   | 09 20 97 021-06    | handle              | 1.00          | 10            |
| 14  | 09 27 97 022-06    | rosette             | 1.00          | 10            |
| 7   | 09 14 10 081 90    | seal                | 1.00          | 2             |
| 9   | 09 31 11 040 90    | pin                 | 1.00          | 2             |
| 5   | 90 23 01 045 00 90 | back-flow preventer | 1.00          | 2             |
| 2   | 90 90 03 145 00 90 | top                 | 1.00          | 2             |
| 15  | 08 17 20 726 90    | holder              | 2.00          | 2             |
| 17  | 09 17 20 023-06    | holder              | 1.00          | 10            |
| 12  | 90 14 10 049 00 90 | seal                | 1.00          | 2             |
| 8   | 09 24 03 151 90    | nipple              | 1.00          | 2             |
| 4   | 09 11 03 135-06    | connection          | 1.00          | 60            |
| 11  | 09 14 10 119 90    | seal                | 1.00          | 2             |