
















MADISON Metal hand shower with porcelain insert (white) FlowReduce - Platinum

MADISON

28 002 970

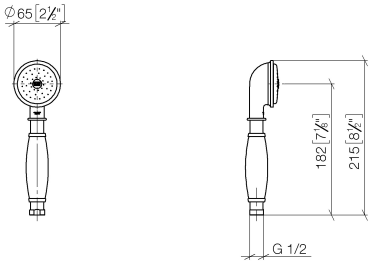



- spray head Ø 64mm
  - COMPACT RAIN, max. flow rate 6.8 l/min (at 3 bar)
  - 1/2" connection
- Notes:**
- This product can help a building meet the requirements of Green Building Rating Systems, e.g. LEED®, BREEAM®, DGNB
- Intrinsic protection against back flow.

	Platinum	28 002 970-08 0010
	Chrome	28 002 970-00
	Chrome	28 002 970-00 0010
	Gold (23.9kt)	28 002 970-01
	Brushed Platinum	28 002 970-06
	Brushed Platinum	28 002 970-06 0010
	Platinum	28 002 970-08
	Durabrass (23kt Gold)	28 002 970-09
	Durabrass (23kt Gold)	28 002 970-09 0010
	Brushed Durabrass (23kt Gold)	28 002 970-28
	Brushed Durabrass (23kt Gold)	28 002 970-28 0010
	Brushed Chrome	28 002 970-93
	Brushed Chrome	28 002 970-93 0010
	Brushed Dark Platinum	28 002 970-99
	Brushed Dark Platinum	28 002 970-99 0010

28 002 970

mm [inches]



Codes & Standards			
ASME A112.18.1	cUPC	DIN 4109	EPA WaterSense
ISO 3822	Ü-Zeichen	WaterSense	

Certificates and sustainability		
IAPMO_11777	LGA_8	IAPMO_4976 (

## MADISON Metal hand shower with porcelain insert (white) FlowReduce - Platinum

MADISON

28 002 970

Parts for other  
finishes can be found  
here: [Chrome](#)



### Spare parts list

No.	Item Number	Name	Quantity used	Delivery time
1	90 12 01 010 00 90	set	1.00	2
7	09 23 01 166 90	flow reducer	1.00	2
2	09 14 10 069 90	seal	1.00	2
6	11 167 820 60	handle	1.00	2
5	90 28 22 033 00-08	insert	1.00	-
Spare part can no longer be ordered, please order the replacement item				
3	09 24 04 059 20-08	nipple	1.00	40
4	09 14 10 042 90	seal	1.00	2
8	09 23 01 039 90	sieve	1.00	2