












## TARA Wall-mounted bridge mixer with extending spout - Brushed Champagne (22kt Gold)

TARA

31 151 892 Product version from 1/1/2025



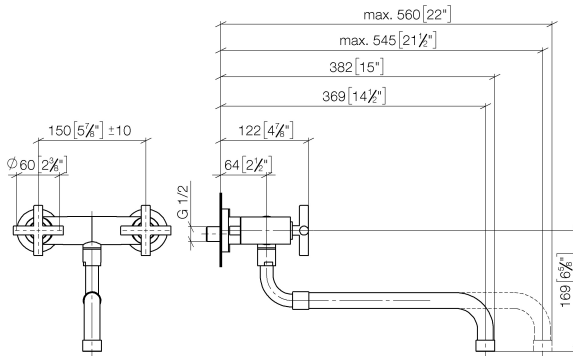
- 365-545mm projection
- pivoting spout
- laminar flow
- 1/2" connection
- gauge 150 mm - 10 mm
- max. flow 8.3 l/min at 3 bar flow pressure
- lead-free
- This product can help a building meet the requirements of Green Building Rating Systems, e.g. LEED®, BREEAM®, DGNB

	Brushed Champagne (22kt Gold)	31 151 892-46
	Chrome	31 151 892-00
	Brushed Platinum	31 151 892-06
	Platinum	31 151 892-08
	Durabrand (23kt Gold)	31 151 892-09
	Dark Chrome	31 151 892-19
	Brushed Durabrand (23kt Gold)	31 151 892-28
	Brushed Bronze	31 151 892-42
	Champagne (22kt Gold)	31 151 892-47
	Brushed Chrome	31 151 892-93
	Brushed Dark Platinum	31 151 892-99

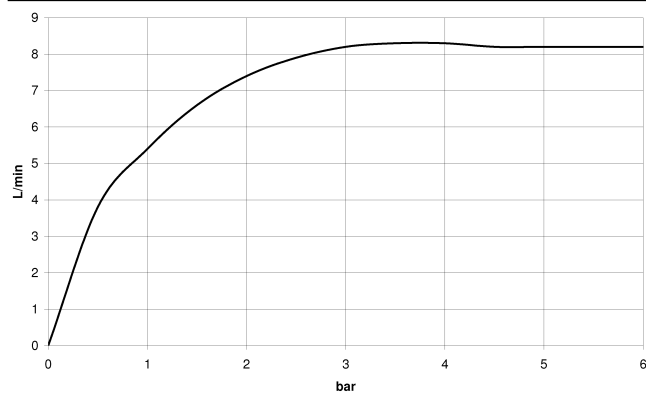
## TARA Wall-mounted bridge mixer with extending spout - Brushed Champagne (22kt Gold)

TARA

31 151 892 Product version from 1/1/2025  
mm [inches]



Flow rate chart



### Codes & Standards

DIN 4109

ISO 3822

Ü-Zeichen



## TARA Wall-mounted bridge mixer with extending spout - Brushed Champagne (22kt Gold)

---

TARA

31 151 892 Product version from 1/1/2025

Certificates and sustainability

---

LGA\_19

## TARA Wall-mounted bridge mixer with extending spout - Brushed Champagne (22kt Gold)

TARA

31 151 892 Product version from 1/1/2025

Parts for other  
finishes can be found  
here: [Chrome](#)



### Spare parts list

No.	Item Number	Name	Quantity used	Delivery time
	10 90 12 12 007 00-46	base	2.00	30
	16 90 28 25 076 00-46	spout	1.00	30
	3 09 14 10 041 90	seal	2.00	2
	11 09 20 89 010-46	handle	2.00	30
	4 04 29 05 014 00 90	nipple	2.00	2
	5 09 23 30 012-46	nut	2.00	30
	13 09 24 03 093 10-46	nipple	1.00	30
	15 09 29 03 027 90	insert	1.00	2
	14 04 28 25 075 00-46	spout	1.00	30
	6 90 90 03 131 00 90	top	2.00	2
	2 09 27 89 004-46	rosette	2.00	60
	1 04 11 04 003 00 90	connection	2.00	2
	8 90 30 30 075 00 90	screw	2.00	2
	7 90 20 89 010 10-46	handle	2.00	30
	9 90 30 11 029 00 90	disc	2.00	2
	12 90 14 10 032 00 90	seal	1.00	2