

IMO Single-lever bath mixer for wall mounting without shower set - Matte Black







IMO

33 200 671
Product version from 4/1/2024

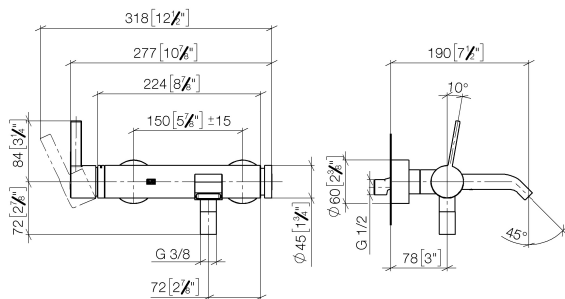


- 190mm projection
- rectangular normal flow
- automatic bath/shower diverter
- 3/8" shower outlet
- slide-on rosettes Ø 60 mm
- 1/2" connection
- gauge 150 mm - 15 mm
- max. flow 16.7 l/min at 3 bar flow pressure

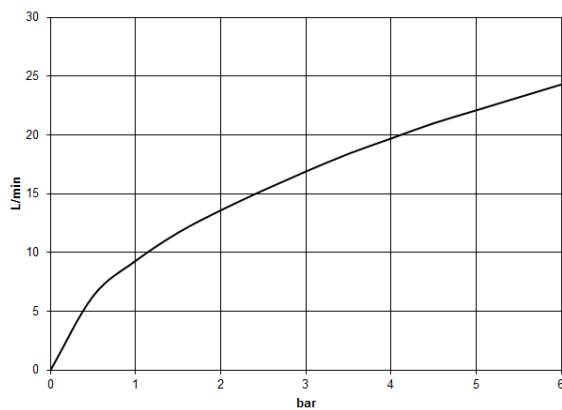
Intrinsic protection against back flow.

|   |                       |               |
|---|-----------------------|---------------|
|  | Matte Black           | 33 200 671-33 |
|  | Chrome                | 33 200 671-00 |
|  | Brushed Platinum      | 33 200 671-06 |
|  | Dark Chrome           | 33 200 671-19 |
|  | Brushed Chrome        | 33 200 671-93 |
|  | Brushed Dark Platinum | 33 200 671-99 |

mm [inches]



### Flow rate chart



### Codes & Standards

DIN 4109

ISO 3822

Scottish Water  
Byelaws

UK Water Supply  
Regulations

Ü-Zeichen



## IMO Single-lever bath mixer for wall mounting without shower set - Matte Black

---

IMO

33 200 671 Product version from 4/1/2024

### Certificates and sustainability

---

LGA\_38

WRAS\_250102

Parts for other  
finishes can be found  
here: [Chrome](#)



## Spare parts list

| No.  | Item Number        | Name                | Quantity used | Delivery time |
|--|--------------------|---------------------|---------------|---------------|
| 2  | 09 27 62 004-33    | rosette             | 2.00          | 30            |
| 1  | 04 11 04 030 00 90 | connection          | 1.00          | 2             |
| 3  | 09 14 10 119 90    | seal                | 2.00          | 2             |
| 15   | 09 28 30 032-33    | cover               | 1.00          | 30            |
| 8  | 09 20 62 031-33    | handle              | 1.00          | 30            |
| 7  | 09 18 40 059-33    | sleeve              | 2.00          | 30            |
| 10   | 90 14 10 032 00 90 | seal                | 1.00          | 2             |
| 6  | 09 23 10 048-33    | nut                 | 2.00          | 30            |
| 9  | 90 23 01 141 00 90 | back-flow preventer | 1.00          | 2             |
| 11   | 09 24 03 115 20-33 | nipple              | 1.00          | 30            |
| 13   | 90 11 06 228 00-33 | spout               | 1.00          | -             |
| Spare part can no longer be ordered, please order the replacement item |                    |                     |               |               |
| 14   | 90 15 05 046 01 90 | cartridge           | 1.00          | 2             |
| 12   | 90 21 02 069 00-33 | cover               | 1.00          | 30            |
| 16   | 90 20 67 020 00-33 | handle              | 1.00          | 30            |
| 5  | 09 14 10 008 90    | seal                | 2.00          | 2             |
| 4  | 09 29 05 005 20 90 | nipple              | 2.00          | 60            |