

CYO Single-lever basin mixer with pop-up waste - Brushed Platinum

CYO

33 500 811








- 143mm projection
- fixed spout
- rectangular, air-enriched flow
- height of mixer 180 mm
- height up to aerator 128 mm
- hole diameter 35 mm
- 2x screw-in M 8 x 1 pressure hose, leak-tested
- max. flow 4.5 l/min
- lead-free
- This product can help a building meet the requirements of Green Building Rating Systems, e.g. LEED®, BREEAM®, DGNB
- WRAS

Only suitable for basins with an overflow.

Must not be combined with continuous-flow heaters heaters.

Distance from centre of tap hole to wall min. 55 mm
or to front edge of basin min. 40 mm.

| | | |
|---|----------------------------------|---------------|
|  | Brushed Platinum | 33 500 811-06 |
|  | Chrome | 33 500 811-00 |
|  | Dark Chrome | 33 500 811-19 |
|  | Brushed Durabrass (23kt Gold) | 33 500 811-28 |
|  | Brushed Dark Platinum | 33 500 811-99 |

33 500 811



Flow rate chart



Codes & Standards

DIN 4109

Executive Order
no. 1007

ISO 3822

Scottish Water
Byelaws

UK Water Supply
Regulations

Ü-Zeichen



CYO Single-lever basin mixer with pop-up waste - Brushed Platinum

CYO

33 500 811

Certificates and sustainability

GDV_0400

LGA_38

WRAS_2111

33 500 811

Parts for other
finishes can be found
here: [Chrome](#)



Spare parts list

| No. | Item Number | Name | Quantity used | Delivery time |
|-----|--------------------|---|---------------|---------------|
| 5 | 09 28 30 021-06 | cover | 1.00 | 10 |
| 1 | 90 11 70 012 01-06 | spout | 1.00 | 10 |
| 6 | 09 20 80 024-06 | handle | 1.00 | 10 |
| 4 | 09 24 04 266 90 | nut | 1.00 | 2 |
| 3 | 90 15 05 044 00 90 | cartridge | 1.00 | 2 |
| 12 | 04 30 04 100 00 90 | hose | 2.00 | 2 |
| 10 | 90 31 20 129 00 90 | plug | 1.00 | 2 |
| 8 | 90 31 20 087 00-06 | plug | 1.00 | 10 |
| 9 | 09 31 11 008 90 | pin | 1.00 | 2 |
| 13 | 10 125 970-06 | Basin Waste with push fastening 1 1/4" - Brushed Platinum | 1.00 | 2 |
| 2 | 09 23 01 172 90 | flow reducer | 1.00 | 2 |
| 11 | 04 23 10 044 07 90 | fixing set | 1.00 | 2 |
| 7 | 90 31 11 030 00 90 | pin | 1.00 | 2 |