








33 500 845

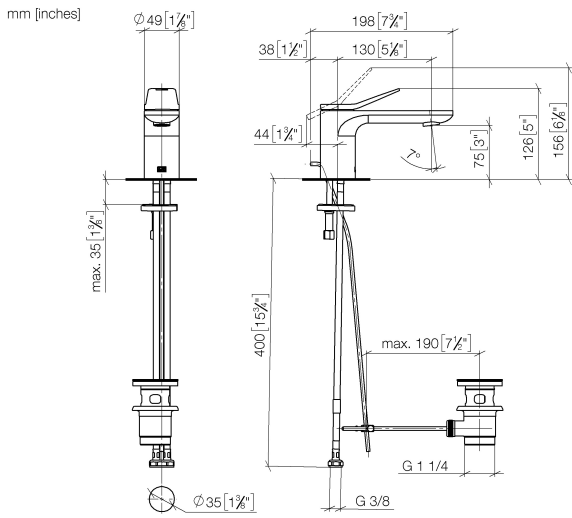


- 130mm projection
- 1 1/4" pop-up waste
- fixed spout
- circular, air-enriched flow
- height of mixer 127 mm
- height up to aerator 75 mm
- hole diameter 35 mm
- 2x screw-in M 8 x 1 pressure hose, leak-tested
- max. flow 5.7 l/min
- lead-free
- This product can help a building meet the requirements of Green Building Rating Systems, e.g. LEED®, BREEAM®, DGNB
- WRAS 1906074

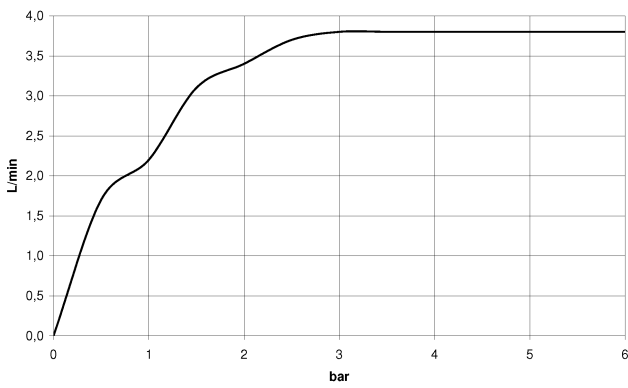
Only suitable for basins with an overflow.

	Brushed Dark Platinum	33 500 845-99
	Chrome	33 500 845-00
	Brushed Platinum	33 500 845-06
	Dark Chrome	33 500 845-19
	Brushed Light Gold	33 500 845-27
	Matte Black	33 500 845-33
	Brushed Chrome	33 500 845-93

33 500 845



Flow rate chart



Codes & Standards

DIN 4109

Executive Order
no. 1007

ISO 3822

Ü-Zeichen



LISSÉ Single-lever basin mixer with pop-up waste - Brushed Dark Platinum

LISSÉ

33 500 845

Certificates

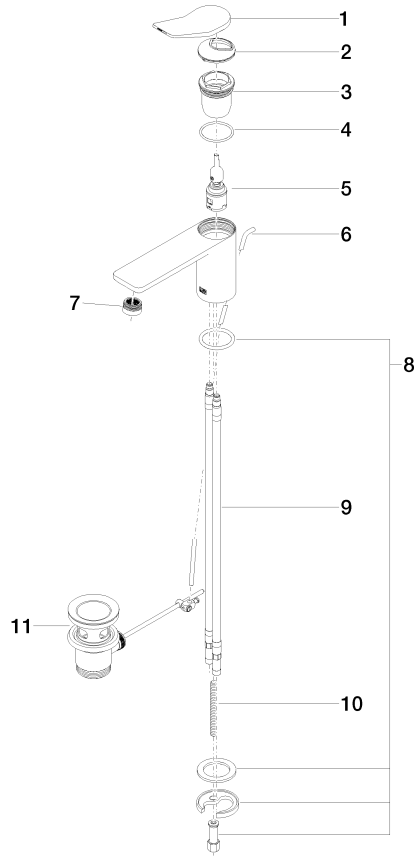
GDV_0400

LGA_29

33 500 845

Product version from 5/3/2021

Parts for other finishes can be found here: Chrome





LISSÉ Single-lever basin mixer with pop-up waste - Brushed Dark Platinum

LISSÉ

33 500 845

Spare parts list

Product version from 5/3/2021